


Sonoma County Fund Summary Report

8/1/2024 through 8/31/2024

Fund Number	Fund Name	Beginning Balance	Total Debits	Total Credits	Ending Balance
10005 16020600	Prop 4 Revenue - Unalloc	(88,431,753.30)	(35,649,066.63)	1,115,939.67	(125,196,759.60)
10010 23011000	ADA Program	(8,117.06)	(17,937.88)	0.00	(26,054.94)
10011 16022800	FEMA Audit Reserve	11,949,000.00	0.00	0.00	11,949,000.00
10012 16023000	Employer Health Contributions	12,121,988.30	0.00	0.00	12,121,988.30
10015 25011001	IS Replacement A	10,290,259.63	242,661.76	0.00	10,532,921.39
10020 25011100	IS Replacement B	2,869,795.04	0.00	0.00	2,869,795.04
10025 25011300	Technology Investment Fd	194,111.60	0.00	0.00	194,111.60
10026 19020100	Broadband Project	179,947.36	(15,689.29)	0.00	164,258.07
10030 25012000	Human Resource Mgmt Sys	0.00	0.00	0.00	0.00
10035 21040400	County Ctr Parking Enf	176,341.68	5,000.89	0.00	181,342.57
10040 21040301	SCEW-Administration	329,968.79	0.00	0.00	329,968.79
10044 26010700	Permit Sonoma Bond Depos	1,023,491.44	(1,000.00)	0.00	1,022,491.44
10045 26010200	ARM Mitigation	343,013.63	0.00	0.00	343,013.63
10046 26990600	Permit Resiliency Ctr	0.00	0.00	0.00	0.00
10047 26010900	Permit Sonoma-PRMD-General	2,888,675.57	(28,767.84)	0.00	2,859,907.73
10050 29010600	Equipment Replacement Fd	184,643.80	0.00	0.00	184,643.80
10055 34020200	PW District Formation	1,031,036.70	0.00	0.00	1,031,036.70
10056 34020600	Cal-Am Franchise Fees	123,017.78	0.00	0.00	123,017.78
10060 34020300	PW Small Water Systems	518,799.14	0.00	0.00	518,799.14
10065 34020400	PW Road Maint Dist Form	1,412.68	0.00	0.00	1,412.68
10070 30017000	Portable Radio Replace	58,020.51	0.00	0.00	58,020.51
10075 30017100	Telecommunications Capit	1,453,993.81	144,735.23	0.00	1,598,729.04
10076 30016900	Helicopter-Major Repair	494,171.06	(8,855.31)	0.00	485,315.75
10077 30017700	Sheriff - Donations/Esch	1,040,885.23	19,697.82	0.00	1,060,583.05
10078 30017600	DSA/DSLEM Physical Fitne	38,027.86	(446.60)	0.00	37,581.26
10079 30026300	SCLEA/SCLEMA Physical Fi	96,948.59	(260.00)	0.00	96,688.59
10080 27016000	Probation Replacement Fd	355,885.98	0.00	0.00	355,885.98
10085 27016360	SAC Operations	899,936.12	140,987.23	0.00	1,040,923.35
10090 16021100	RDA Dissolution Distrib	6,618,895.86	0.00	0.00	6,618,895.86



Sonoma County Fund Summary Report

8/1/2024 through 8/31/2024


Fund Number	Fund Name	Beginning Balance	Total Debits	Total Credits	Ending Balance
10095 16020800	Tribal Mitigation-Graton	41,750,236.60	(705,678.54)	0.00	41,044,558.06
10098 16022000	Tribal Mitigatn-Lytton	4,842,461.16	0.00	0.00	4,842,461.16
10100 16020900	Tribal Mitigation-Dry Cr	592,194.38	125,000.00	0.00	717,194.38
10105 16021000	Tobacco - Deallocated	2,548,260.09	0.00	0.00	2,548,260.09
10110 16020400	Refuse Franchise Fees	1,850,931.38	(1,250,185.12)	0.00	600,746.26
10111 16021400	SC Cannabis Program Fund	5,089,551.39	13,242.67	0.00	5,102,794.06
10115 16040100	Medical Marijuana	0.00	0.00	0.00	0.00
10120 16040200	Assessment Appeals Set A	1.00	0.00	0.00	1.00
10125 11060100	DR - 1628 Winter 05-06	0.00	0.00	0.00	0.00
10130 29060100	Del Rio Woods	316,474.94	265.51	0.00	316,740.45
10135 16021500	DR - October Fires 17-18	(829,031.74)	0.00	0.00	(829,031.74)
10136 16990100	2017 Fire-Audit Rsrv Fnd	0.00	0.00	0.00	0.00
10137 16022100	PG&E 2017 Fire Settlemnt	126,227,612.18	0.00	0.00	126,227,612.18
10137 16022101	PG&E 2017 Fire Settlement	(107,215,673.37)	(142,082.00)	0.00	(107,357,755.37)
10138 16022200	Community Infrastructure Proj	13,761,254.33	(12,000.00)	0.00	13,749,254.33
10139 16022300	Kincade Settlement	2,178,589.85	0.00	0.00	2,178,589.85
10140 16021600	DR-4301 Jan 2017 Storms	0.00	0.00	0.00	0.00
10141 16022400	Disaster Response Fund	2,187,147.00	0.00	0.00	2,187,147.00
10145 16021700	DR-4308 Feb 2017 Storms	438.00	0.00	0.00	438.00
10146 16021800	Fire Services	12,161,066.92	(6,893.92)	0.00	12,154,173.00
10147 16060100	2019 Late Feb Flood	862.58	0.00	0.00	862.58
10148 16021900	Legal Contingency Fund	3,580,242.29	(83,250.97)	0.00	3,496,991.32
10149 16060200	2019 Kincade Fire Dis Fd	959.94	0.00	0.00	959.94
10150 16060300	2020 Covid-19 Disaster	1,149.56	(235.50)	0.00	914.06
10151 16060400	2020 LNU Fires Disaster	693.72	(72.64)	0.00	621.08
10152 16060500	2020 Glass Fire Disaster	759.78	0.00	0.00	759.78
10153 16060601	American Rescue Plan SLFRF	40,184,994.87	(1,553,220.05)	0.00	38,631,774.82
10154 16022600	Water Security Fund	697,663.59	0.00	0.00	697,663.59
10155 16022700	Designated Purposes Fund	57,303,651.77	(3,312.50)	0.00	57,300,339.27



Sonoma County Fund Summary Report

8/1/2024 through 8/31/2024


Fund Number	Fund Name	Beginning Balance	Total Debits	Total Credits	Ending Balance
10156 16060700	Jan Severe Winter Storms	847.90	0.00	0.00	847.90
10157 34400100	SPI Administration	(217,227.12)	(459,267.80)	0.00	(676,494.92)
10158 16060800	2023 Feb Storms	836.07	0.00	0.00	836.07
10205 16020300	General Fund Reserve	67,946,880.29	0.00	0.00	67,946,880.29
10305 16050101	Salary Revolving-HRMS	1,879,657.51	44,267,937.13	44,434,657.90	1,712,936.74
10405 16050201	CalWIN Revolving Fund	3,382,084.35	1,876,482.70	2,050,196.37	3,208,370.68
10415 16050200	Claims Revolving Fund	134,170,268.59	74,135,688.20	192,895,300.84	15,410,655.95
10435 16050301	USBank Virtual Pay Clear	1,621,851.43	(617,580.92)	0.00	1,004,270.51
10505 21040200	Fleet ACO	7,144,115.84	243,035.06	0.00	7,387,150.90
10510 25011400	Communications ACO	2,420,698.97	0.00	0.00	2,420,698.97
10515 21040100	County Facilities ACO	642,308.37	0.00	0.00	642,308.37
10520 25011600	Reprographics ACO	2,282.30	0.00	0.00	2,282.30
10525 25011500	Records ACO	49,046.47	0.00	0.00	49,046.47
10530 13030200	Registrar of Voters ACO	2,854,329.78	(88.02)	0.00	2,854,241.76
11015 16030100	Community Investmnt Fund	4,586,529.70	1,936,832.77	0.00	6,523,362.47
11016 16030200	Comm Invest Measure L	4,066,453.83	1,090,322.81	0.00	5,156,776.64
11051 34010101	Road Administration	13,773,911.57	0.00	0.00	13,773,911.57
11051 34010102	Road Maintenance	0.00	0.00	0.00	0.00
11051 34010103	Road Capital Improvement	2,097,148.30	10,680,728.76	0.00	12,777,877.06
11052 34010200	State Tribal Casino Fund	104,802.30	0.00	0.00	104,802.30
11053 34010400	Sonoma Vly Traffic Mit	271,488.38	0.00	0.00	271,488.38
11054 34010300	Countywide Traffic Mit	12,889,116.22	123,379.44	0.00	13,012,495.66
11055 34010500	Moorland Ave Developmnt	0.00	0.00	0.00	0.00
11101 21040500	Tidelands Leases	524,536.42	750.00	0.00	525,286.42
11102 13020300	Property Character Data	725,186.48	(1,779.42)	0.00	723,407.06
11103 13020400	Property Tax Admin Progr	0.00	0.00	0.00	0.00
11104 13010300	Recorder Modernization	7,869,692.50	(26,639.36)	0.00	7,843,053.14
11105 13010400	Recorder Micrographics	1,203,151.64	2,027.78	0.00	1,205,179.42
11106 13010500	VRIP Program	873,168.34	6,867.57	0.00	880,035.91



Sonoma County Fund Summary Report

8/1/2024 through 8/31/2024


Fund Number	Fund Name	Beginning Balance	Total Debits	Total Credits	Ending Balance
11107 13010600	Social Security Truncati	438,098.58	0.00	0.00	438,098.58
11108 13010100	Recorder Operations	1,159,531.32	(12,771.17)	0.00	1,146,760.15
11109 26010300	Survey Monument Preserva	369,865.85	2,480.00	0.00	372,345.85
11110 26010400	PRMD Planning Admin. Fd	776,036.03	31,021.54	0.00	807,057.57
11111 29010700	Restricted Donations	1,917,946.63	(19,051.37)	1,800,000.00	98,895.26
11112 29010800	Sonoma Coast Park Mit	127,983.18	7,356.00	0.00	135,339.18
11113 29010900	Cloverdle/Hldsbrg Pk Mit	35,676.35	22,068.00	0.00	57,744.35
11114 29011000	Russ Rvr/Sebstopl Park Mi	38,891.92	11,034.00	0.00	49,925.92
11115 29011100	Santa Rosa Park Mit.	683,228.77	25,746.00	0.00	708,974.77
11116 29011200	Petaluma/RP/Cot Pk Mit	132,855.74	3,678.00	0.00	136,533.74
11117 29011300	Sonoma Valley Park Mit.	193,445.87	7,356.00	0.00	200,801.87
11118 29011400	Larkfld/Wik Spec Pln Mit	347,533.21	0.00	0.00	347,533.21
11119 34020500	PW PEG Fund	4,018,921.20	77,366.69	0.00	4,096,287.89
11120 30017200	Civil - AB1109 Fees	71,162.23	3,027.53	0.00	74,189.76
11121 30017300	Civil - AB709 Fees	279,814.78	6,334.00	0.00	286,148.78
11122 30016200	Federal Forfeiture - DOJ	799,462.28	0.00	0.00	799,462.28
11123 30016100	Fed Forf - US Treasury	36,195.12	0.00	0.00	36,195.12
11124 30017400	DMV Fee / CAL ID	2,476,990.98	(27.28)	0.00	2,476,963.70
11125 30016300	State Forfeiture	1,514,681.49	0.00	0.00	1,514,681.49
11126 30016800	Justice Assistance Grant	102.03	0.00	0.00	102.03
11127 30020500	Detention Jail Industrie	24,544.32	0.00	0.00	24,544.32
11128 18010300	DA - Auto Insurance Fr	0.00	0.00	0.00	0.00
11129 18010400	DA - Consumer Protection	9,545,657.38	12,143.55	0.00	9,557,800.93
11130 18010500	DA - SCATT	0.00	0.00	0.00	0.00
11131 18010600	DA - Family Justice Cent	508,501.45	(160,702.55)	0.00	347,798.90
11132 18010800	DA - Asset Forfeiture -	8,049.02	0.00	0.00	8,049.02
11133 18010700	DA - Family Justice Cent	0.00	0.00	0.00	0.00
11134 18010900	DA - Treasury Forfeiture	3,392.62	0.00	0.00	3,392.62
11136 27017000	CCPIF	1,203,249.12	266,955.25	0.00	1,470,204.37



Sonoma County Fund Summary Report

8/1/2024 through 8/31/2024


Fund Number	Fund Name	Beginning Balance	Total Debits	Total Credits	Ending Balance
11137 13010700	Recorder - eRecording	10,305.42	4,330.66	0.00	14,636.08
11138 16010500	OFSU - Courthouse Const.	0.00	0.00	0.00	0.00
11138 36020200	Courthouse Construction	1,396,382.30	16,034.98	0.00	1,412,417.28
11139 16010600	OFSU - Criminal Justice	0.00	0.00	0.00	0.00
11139 36020300	OFSU - Criminal Justice	3,268,798.93	42,542.14	0.00	3,311,341.07
11140 18010200	DA-Victim Services Fund	94,335.65	0.00	0.00	94,335.65
11142 16010300	Alternate Dispute Resolu	0.00	0.00	0.00	0.00
11142 36020100	Alternate Dispute Resolu	268,446.95	9,976.82	0.00	278,423.77
11143 10010300	W&M Transaction Verifi	0.00	0.00	0.00	0.00
11144 16020700	Tobacco - Securitized	11,045,674.58	0.00	0.00	11,045,674.58
11145 16040400	Open Space Special Tax A	68,239,488.48	(5,315,173.34)	0.00	62,924,315.14
11146 20010300	Hazardous Materials Fund	4,509.99	0.00	0.00	4,509.99
11147 10010400	Fish and Wildlife	271,598.84	1,316.23	0.00	272,915.07
11148 10010500	Abalone Preservation	0.00	0.00	0.00	0.00
11149 27017900	Probation Juvenile-Other	782,531.34	0.00	0.00	782,531.34
11150 13010200	County Clerk Operations	0.00	0.00	0.00	0.00
11151 16010400	Juvenile Dependency Medi	0.00	0.00	0.00	0.00
11152 21040600	EV Charging Stations	25,443.71	(728.00)	0.00	24,715.71
11153 21040700	Communication Twrs-Lease	214,856.63	5,727.82	0.00	220,584.45
11154 27017300	Probation Trans Housing	1,535,327.67	0.00	0.00	1,535,327.67
11155 26030100	PRMD - Fire Prevention	271,155.70	(51,313.97)	0.00	219,841.73
11156 26030200	PRMD-Hazardous Materials	14,242.50	(122,107.77)	0.00	(107,865.27)
11160 16990500	Comm Dev Block Gr DR	0.00	0.00	0.00	0.00
11161 29011600	Measure M-Maint, Safety,	1,645,279.73	0.00	0.00	1,645,279.73
11162 29011700	Measure M - Access	1,158,516.01	0.00	0.00	1,158,516.01
11163 29011800	Measure M-Natural Resour	1,991,600.37	0.00	0.00	1,991,600.37
11165 26010500	PRMD Sonoma Development	1,176,016.32	(512,100.00)	0.00	663,916.32
11166 30017500	CA Vehicle Cd Sec9250.14	1,196,069.24	(10,138.08)	0.00	1,185,931.16
11167 34200100	West Water Co Ops & Main	12.04	0.00	0.00	12.04



Sonoma County Fund Summary Report

8/1/2024 through 8/31/2024


Fund Number	Fund Name	Beginning Balance	Total Debits	Total Credits	Ending Balance
11168 26010600	PRMD Gleason Beach Proj	5,108,961.50	0.00	0.00	5,108,961.50
11169 28010400	Indigent Defense Grant	199.00	0.00	0.00	199.00
11170 27012400	Juvenile Designated Purp	237,604.03	300.00	0.00	237,904.03
11171 28010500	Public Defense Pilot Program	468,901.80	0.00	0.00	468,901.80
11172 13010900	Restrictive CovenantFeeAB 1466	150,635.05	5,814.00	0.00	156,449.05
11173 16022900	Opioid Settlement Fund	5,862,436.80	6,349,589.23	0.00	12,212,026.03
11174 28010600	2023 Edward Byrne JAG	0.00	0.00	0.00	0.00
11175 30017800	Sheriff-Grant Funds	585,338.24	2,090,870.00	0.00	2,676,208.24
11176 26011100	Technology Surcharge Fund	0.00	0.00	0.00	0.00
11302 27017100	CCP Probation	0.00	0.00	0.00	0.00
11304 27017501	YOBG - Administration	5,210,767.07	167,516.37	0.00	5,378,283.44
11306 27017700	Probation JPCF	7,898,216.56	0.00	0.00	7,898,216.56
11307 27018000	Probation-Facilities AB 178	1,596,658.98	0.00	0.00	1,596,658.98
11308 27017600	Probation JJCPA	7,482,693.29	0.00	0.00	7,482,693.29
11309 27017800	Local Innovation Subacct	1,528,560.46	0.00	0.00	1,528,560.46
11310 27017200	CCP (AB109) Special Rev	18,384,049.49	1,310,867.61	0.00	19,694,917.10
11311 27017300	Prob Trans Housing Grant	0.00	0.00	0.00	0.00
11312 24020200	Pub Safety Realign AB118	18,778,319.56	0.00	0.00	18,778,319.56
11313 27017400	SB823 Juvenile Realignmt	1,902,820.60	3,093,768.00	0.00	4,996,588.60
11314 18013000	PSR - DA Revocation	37,690.22	28,912.01	0.00	66,602.23
11316 18013500	PSR-Local Law Enforce Sv	329,755.80	0.00	0.00	329,755.80
11318 28010200	PSR-Public Def Revoca	41,542.70	28,912.02	0.00	70,454.72
11320 30016400	PSR-Trial Court Security	11,074,099.38	704,876.07	0.00	11,778,975.45
11322 30026000	PSR-Local Law-Bking Fees	88,764.18	86,226.13	0.00	174,990.31
11324 30016500	PSR-Local Law-ST COPS	416,598.84	0.00	0.00	416,598.84
11326 30026100	PSR-Local Law-ST COPS DD	97,966.09	0.00	0.00	97,966.09
11328 30016600	PSR-Local Law-CAL-EMA	6,179.82	0.00	0.00	6,179.82
11330 30016701	PSR-Local Corr-AB 109	0.00	0.00	0.00	0.00
11332 30026200	PSR-Local Corr AB 109 DD	0.00	0.00	0.00	0.00



Sonoma County Fund Summary Report

8/1/2024 through 8/31/2024


Fund Number	Fund Name	Beginning Balance	Total Debits	Total Credits	Ending Balance
11334 22050200	Behaviorl Hth Acct 2011	22,590,417.87	0.00	0.00	22,590,417.87
11405 24020100	HS Realignment Operating	16,788,264.15	950,427.62	0.00	17,738,691.77
11410 24020400	CalWorks MOE	374,437.95	250,887.88	0.00	625,325.83
11415 24020300	AB 85 Family Support Fd	1,801,027.75	379,512.41	0.00	2,180,540.16
11505 24030110	Fiscal	(12,720,830.46)	21,559,352.01	3,782,277.88	5,056,243.67
11510 24039000	WP Federal Assist Reser	181,915.86	0.00	0.00	181,915.86
11515 24039100	WP Wraparound Services	3,208,511.89	0.00	0.00	3,208,511.89
11520 24020500	Dependent Child Fund	62,031.44	6,778.96	0.00	68,810.40
11525 24020600	Children's Fund	295,059.47	7,148.00	0.00	302,207.47
11530 24020700	Title IVe Waiver Fund	7,211,260.94	0.00	0.00	7,211,260.94
11535 24020800	Human Svcs Dept Reserve	0.00	0.00	0.00	0.00
11540 24020900	Domestic Violence Fund	8,237.88	10,302.28	0.00	18,540.16
11555 12010100	Child Support Services	843,448.11	217,491.13	0.00	1,060,939.24
11605 22010101	Health Services Admin	(8,309,824.73)	(14,796,943.69)	0.00	(23,106,768.42)
11610 22050500	Intergoverntal Transfer	5,271,992.63	0.00	0.00	5,271,992.63
11615 22050400	MAA/TCM Audit Reserve	3,699,661.67	238.00	0.00	3,699,899.67
11620 22010300	First 5 Sonoma County	0.00	0.00	0.00	0.00
11625 22010400	Homeless Coordination	8,385,921.45	0.00	0.00	8,385,921.45
11625 22070104	Homeless Coordination	12,898,911.82	(1,886,601.52)	0.00	11,012,310.30
11705 22020200	PH Animal Welfare Fund	1,363,193.08	1,737.60	0.00	1,364,930.68
11710 22020400	PH Fee Stabilization Fd	3,601,778.41	550,743.64	0.00	4,152,522.05
11715 22020300	PH First 5 Sonoma County	0.00	0.00	0.00	0.00
11720 22020500	PH Maddy Fund	193,122.41	(29,091.60)	0.00	164,030.81
11725 22020600	PH Maddy/Richie Fund	706,435.36	(47,299.03)	0.00	659,136.33
11730 22050600	Tobacco Tax-Education	39,473.67	0.00	0.00	39,473.67
11735 22050700	Hospital Preparedness	2.33	0.00	0.00	2.33
11740 22050800	Bioterrorism Program	0.00	0.00	0.00	0.00
11745 22050900	Vital Statistics Fund	187,195.88	5,175.50	0.00	192,371.38
11750 22051000	Solid Waste Enforcement	2,206,648.27	25,559.00	0.00	2,232,207.27



Sonoma County Fund Summary Report

8/1/2024 through 8/31/2024


Fund Number	Fund Name	Beginning Balance	Total Debits	Total Credits	Ending Balance
11755 22051100	Preschool Facility Proj	0.00	0.00	0.00	0.00
11760 22020800	Child Safety Seats	5,347.34	127.39	0.00	5,474.73
11765 22052200	Tobacco Tax-Prop 56 Fund	231,063.50	0.00	0.00	231,063.50
11805 22030200	BH Drivng Under Influen	22,468.51	(214,647.77)	0.00	(192,179.26)
11810 22030300	BH Memorial Fund	16,802.03	0.00	0.00	16,802.03
11815 22030400	BH Interim Fund	36,027.63	0.00	0.00	36,027.63
11820 22051200	Residential Tx & Detox	110,351.26	3,411.16	0.00	113,762.42
11825 22051300	Alcohol Abuse Educ/Prev	67,010.29	2,395.00	0.00	69,405.29
11830 22051400	Drug Abuse Educ/Prev	3,973.16	0.00	0.00	3,973.16
11835 22051500	Alcohol & Drug Assessmnt	1.69	0.00	0.00	1.69
11840 22051600	MHSA-Community Srvs	32,031,510.95	11,375,800.47	0.00	43,407,311.42
11845 22051700	MHSA-Capital	1,138.86	0.00	0.00	1,138.86
11850 22051800	MHSA-Early Intervention	11,025,155.91	2,843,950.12	0.00	13,869,106.03
11855 22051900	MHSA-Innovation	3,054,308.40	748,407.92	0.00	3,802,716.32
11860 22052000	MHSA-Prudent Reserve	944,980.88	0.00	0.00	944,980.88
11865 22052100	MHSA-Education/Training	0.00	0.00	0.00	0.00
11870 22052300	BH Stabilization Fund	28,756,052.21	0.00	0.00	28,756,052.21
11875 22052400	MO BH Facilities	2,602,675.57	623,339.15	0.00	3,226,014.72
11876 22052500	MO Crisis Services	11,686,565.76	1,246,678.31	0.00	12,933,244.07
11877 22052600	MO MH SUD Otpt	13,147,421.78	510,004.76	0.00	13,657,426.54
11878 22052700	MO BH Homeless	3,135,082.47	396,670.37	0.00	3,531,752.84
11879 22052800	MO Transitional PSH	489,068.93	56,667.20	0.00	545,736.13
11905 22040200	HPPE Child Safety Seats	0.00	0.00	0.00	0.00
11991 22050100	Health Realignment 1991	53,453,136.81	2,564,100.17	0.00	56,017,236.98
11992 22050300	Mental Hth Realign 1991	8,351,800.51	742,911.13	0.00	9,094,711.64
13015 34180100	Rio Nido Geo Haz Abtmnt	126,569.42	0.00	0.00	126,569.42
13025 34160100	NSCAPCD - Operations	0.00	0.00	0.00	0.00
13030 34160200	NSCAPCD - VPMP	0.00	0.00	0.00	0.00
13035 34160300	NSCAPCD - DMV Moyer Fund	0.00	0.00	0.00	0.00



Sonoma County Fund Summary Report

8/1/2024 through 8/31/2024

Fund Number	Fund Name	Beginning Balance	Total Debits	Total Credits	Ending Balance
13040 34160400	NSCAPCD - Carl Moyer Fd	0.00	0.00	0.00	0.00
13045 34160500	NSCAPCD - GAMP	0.00	0.00	0.00	0.00
13050 34160600	NSCAPCD-Community Prgr	0.00	0.00	0.00	0.00
13105 20020101	CSA #40 Administration	2,338,740.82	5,874.42	0.00	2,344,615.24
13115 20020300	CSA #40 Fire Svc-Dry Crk	0.00	0.00	0.00	0.00
13120 20020400	CSA #40 Fire Svc-Sea Rch	0.00	0.00	0.00	0.00
13125 20020500	CSA 40 Fire Svc-Fitch Mt	0.00	0.00	0.00	0.00
13130 20020600	CSA #40 Fire Svc-Wilmar	0.00	0.00	0.00	0.00
13305 20030200	CFD #4 - Wilmar	183.08	0.00	0.00	183.08
13315 20030100	CFD #5 - Dry Creek	4,195.53	0.00	0.00	4,195.53
13325 20030300	CFD #7 - Mayacamas	11.83	0.00	0.00	11.83
13335 34170100	Bittner Lane PRD	24,668.59	7.61	0.00	24,676.20
13340 34170200	Mill Creek Lane PRD	254,671.96	42.77	0.00	254,714.73
13345 34170300	Mirabel Heights PRD	31,049.37	5.08	0.00	31,054.45
13350 34170400	Monte Rosa Div #1 PRD	51,862.09	8.71	0.00	51,870.80
13355 34170500	Peaks Pike PRD	31,975.16	14.07	0.00	31,989.23
13360 34170600	Canon Manor Rd Maint Ops	722,628.36	0.00	0.00	722,628.36
13395 24050100	In Home Support Svcs PA	0.00	0.00	0.00	0.00
13395 37010100	In Home Support Svcs PA	995,176.81	248,926.85	0.00	1,244,103.66
13605 31010101	SCAPOSD-Administration	2,377,717.55	(68,323.83)	652,729.00	1,656,664.72
13610 31010200	Fiscal Oversight Comm	0.00	0.00	0.00	0.00
13615 31010300	Stewardship Reserve	0.00	7,500,000.00	0.00	7,500,000.00
13620 31010400	Cooley Reserve	165,031.48	0.00	0.00	165,031.48
13625 31010500	Moore Grant	0.00	0.00	0.00	0.00
13635 31010600	Operations and Maint Res	17,716,900.88	(12,924.56)	0.00	17,703,976.32
13640 31990200	OSD 2017 Fire Disaster	0.00	0.00	0.00	0.00
13645 31010700	SCAPOSD Non-Measure F	1,387,258.88	0.00	0.00	1,387,258.88
14015 33010100	SCWA General Fund	11,249,372.02	3,659,288.43	0.00	14,908,660.45
14020 33010200	Spring Lake Park	3,904,286.43	173,665.93	0.00	4,077,952.36



Sonoma County Fund Summary Report

8/1/2024 through 8/31/2024


Fund Number	Fund Name	Beginning Balance	Total Debits	Total Credits	Ending Balance
14025 33010300	Waste/Recycled Water	675,744.58	0.00	0.00	675,744.58
14030 33010400	Sustainable/Renew Energy	860,945.35	(95,866.74)	0.00	765,078.61
14099 33990200	Water Ag Fire Disaster	0.00	0.00	0.00	0.00
14105 33020100	Zone 1A Laguna Mark West	12,846,315.94	(1,051,170.51)	0.00	11,795,145.43
14110 33020200	Zone 2A Petaluma	10,933,114.25	(549,189.83)	0.00	10,383,924.42
14115 33020300	Zone 3A Valley of Moon	8,785,489.84	(79,199.66)	0.00	8,706,290.18
14120 33020400	Zone 5A Lower Russ River	1,604,701.48	(10,530.77)	0.00	1,594,170.71
14125 33020500	Zone 7A North Coast	84,318.97	0.00	0.00	84,318.97
14130 33020600	Zone 8A South Coast	3,853,881.44	(856.37)	0.00	3,853,025.07
14135 33030100	Warm Springs Dam	10,046,352.00	(342,635.37)	0.00	9,703,716.63
15015 34110100	CSA #41 Lighting - Rosel	0.00	0.00	0.00	0.00
15025 34100100	CSA #41 Lighting - Meado	21,204.13	0.00	0.00	21,204.13
15035 34080100	CSA #41-ALW Zone 5 Light	10,989.01	0.00	0.00	10,989.01
15045 29050100	CSA #41 - Parks - Sonoma	324,919.42	493.62	0.00	325,413.04
15050 29050200	CSA #41 - Parks - Ernie	0.00	0.00	0.00	0.00
15055 29050300	CSA #41 - Parks - Larson	0.00	0.00	0.00	0.00
15065 34070100	CSA 41 Lighting-ABC Dist	61,787.17	0.00	0.00	61,787.17
15101 34090100	CSA 41 Lighting-Cntywide	8,132,876.11	(39,839.94)	0.00	8,093,036.17
15102 34090200	CSA 41 Lighting-Belmont	39,827.32	0.00	0.00	39,827.32
15103 34090300	CSA 41 Lighting-Carmet	106,861.19	0.00	0.00	106,861.19
15104 34090400	CSA 41 Lighting-Cinnabar	160,725.03	0.00	0.00	160,725.03
15105 34090500	CSA 41 Lighting-Ctryside	13,259.22	0.00	0.00	13,259.22
15106 34090600	CSA 41 Lighting-Forestv	161,668.07	0.00	0.00	161,668.07
15107 34090700	CSA 41 Lighting-Geyserv	99,657.51	0.00	0.00	99,657.51
15108 34090800	CSA 41 Lighting-Graton	300,266.21	0.00	0.00	300,266.21
15109 34090900	CSA 41 Lighting-Guernev	894,697.48	0.00	0.00	894,697.48
15110 34091000	CSA 41 Lighting - Jenner	200,674.44	0.00	0.00	200,674.44
15111 34091100	CSA 41 Lighting-Madrone	195,354.89	0.00	0.00	195,354.89
15112 34091200	CSA 41 Lighting-Monte R	271,429.76	0.00	0.00	271,429.76



Sonoma County Fund Summary Report

8/1/2024 through 8/31/2024


Fund Number	Fund Name	Beginning Balance	Total Debits	Total Credits	Ending Balance
15113 34091300	CSA 41 Lightng-Pacific V	0.00	0.00	0.00	0.00
15114 34091400	CSA 41 Lighting-Penng	179,162.62	0.00	0.00	179,162.62
15115 34091500	CSA 41 Lighting-Rio Nido	409,905.46	0.00	0.00	409,905.46
15116 34091600	CSA 41 Lighting-South Pk	36,437.65	0.00	0.00	36,437.65
15117 34091700	CSA 41 Lighting-Summer H	60,256.03	0.00	0.00	60,256.03
15118 34091800	CSA 41 Lighting-Vly Moon	1,532,004.46	0.00	0.00	1,532,004.46
15119 34091900	CSA 41 Lightng-West Side	8,065.20	0.00	0.00	8,065.20
15120 34092000	CSA 41 Lighting-Woodside	49,997.08	0.00	0.00	49,997.08
15201 34190100	So Santa Rosa Light/Land	128,588.83	0.00	0.00	128,588.83
21101 40101000	Cty Facilities Resource	0.00	0.00	0.00	0.00
21102 40101100	Cty Cntr Bld Util Fund	0.00	0.00	0.00	0.00
21103 40101200	AC Security Improvements	0.00	0.00	0.00	0.00
21104 40101300	Sheriff Bldg New Evid	0.00	0.00	0.00	0.00
21105 40101400	2755 Mendocino Avenue	0.00	0.00	0.00	0.00
21106 40101500	2680 Ventura Storm Drain	0.00	0.00	0.00	0.00
21107 40101600	Adult Probation Tenant	0.00	0.00	0.00	0.00
21108 40101700	DP Building Seismic Retr	0.00	0.00	0.00	0.00
21109 40101800	Sheriff Building Server	0.00	0.00	0.00	0.00
21110 40101900	AC Switchgear Repairs	0.00	0.00	0.00	0.00
21111 40102000	CMP Boilers	0.00	0.00	0.00	0.00
21112 40102100	FJC Reroof & Mechanical	0.00	0.00	0.00	0.00
21113 40102200	Motor Pool Lot Reloca	0.00	0.00	0.00	0.00
21114 40102300	La Plaza A & B Space Re	0.00	0.00	0.00	0.00
21115 40102400	AC Americans w Dis. Act	0.00	0.00	0.00	0.00
21116 40102500	BOS Audio Visual Project	0.00	0.00	0.00	0.00
21117 40102600	CMP Energy Improvements	0.00	0.00	0.00	0.00
21118 40102700	REDCOM Exp-Sheriff Main	0.00	0.00	0.00	0.00
21119 40102800	370 Administration Drive	0.00	0.00	0.00	0.00
21120 40102900	CCFP	0.00	0.00	0.00	0.00



Sonoma County Fund Summary Report

8/1/2024 through 8/31/2024


Fund Number	Fund Name	Beginning Balance	Total Debits	Total Credits	Ending Balance
21121 40103000	Criminal Justice Expan	0.00	0.00	0.00	0.00
21122 40103100	Co Govt Center Devlpm 1A	3,409,160.75	(44,039.00)	0.00	3,365,121.75
21123 40103200	AC Irrigation/Landscap	0.00	0.00	0.00	0.00
21124 40103300	CRA Consolidation	0.00	0.00	0.00	0.00
21124 40103301	CRA Consolidation	0.00	0.00	0.00	0.00
21125 40103400	CAO Carpet	0.00	0.00	0.00	0.00
21125 40103401	CAO Carpet Installation	0.00	0.00	0.00	0.00
21126 40103500	La Plaza A HVAC	0.00	0.00	0.00	0.00
21127 40103600	600 Bicentennial	0.00	0.00	0.00	0.00
21128 40103700	Permit Sonoma Roof	0.00	0.00	0.00	0.00
21129 40103800	4 C's Remodel	0.00	0.00	0.00	0.00
21130 40103900	ISD Portable Demolition	0.00	0.00	0.00	0.00
21131 40104000	Permit Sonoma Trailers	0.00	0.00	0.00	0.00
21132 40104100	Fleet Building PV Array	0.00	0.00	0.00	0.00
21133 40104200	Sheriff 911 Dispatch Con	0.00	0.00	0.00	0.00
21134 40104300	ISD Data Ctr Pwr Imprvmt	(0.24)	0.00	0.00	(0.24)
21135 40104400	ISD Space Reconfiguration	0.00	0.00	0.00	0.00
21136 40104500	BOS Security Improvement	0.00	0.00	0.00	0.00
21137 40104600	CAO Lobby	0.00	0.00	0.00	0.00
21138 40104700	Permit Sonoma-Reconfigur	0.06	0.00	0.00	0.06
21139 40104800	Sheriff & CMP Generators	(214,313.27)	(15,847.66)	0.00	(230,160.93)
21140 40104900	Replace Sheriff Pwr Sys	0.00	0.00	0.00	0.00
21141 40105000	Replace Sheriff Base Rad	0.00	0.00	0.00	0.00
21142 40105100	Parking Improvements	(0.34)	0.00	0.00	(0.34)
21143 40105200	Planning	0.00	0.00	0.00	0.00
21144 40105300	REDCOM Expansion	215,985.13	(13,016.00)	0.00	202,969.13
21145 40105400	Andover Controls	(2,882.51)	0.00	0.00	(2,882.51)
21146 40105500	Sheriff Office HVAC Upgr	(20,828.85)	(34,172.85)	0.00	(55,001.70)
21147 40105600	County Center Microgrid	97,052.96	(4,275.50)	0.00	92,777.46



Sonoma County Fund Summary Report

8/1/2024 through 8/31/2024


Fund Number	Fund Name	Beginning Balance	Total Debits	Total Credits	Ending Balance
21148 40105700	Sheriff Distrib Antenna	0.00	0.00	0.00	0.00
21149 40105800	CMP High Effic Boiler Replacement	330,347.93	(6,926.40)	0.00	323,421.53
21150 40105900	EOC Cooling System Repair	0.00	0.00	0.00	0.00
21151 40106000	Sheriff Electrifying Patrol	0.00	0.00	0.00	0.00
21152 40106100	ROV-Counting Room Expansion	0.00	0.00	0.00	0.00
21153 40106200	Main Campus Cafe Improvements	0.00	0.00	0.00	0.00
21154 40106300	Countywide Energy Improvements	0.00	0.00	0.00	0.00
21501 40201000	HOJ So Elevator Repair	0.00	0.00	0.00	0.00
21502 40201100	HOJ Elevator Repairs	0.00	0.00	0.00	0.00
21503 40201200	New ST Courthouse Coord	118,217.02	(892.00)	0.00	117,325.02
21504 40201300	HOJ HVAC Repair/Replace	0.00	0.00	0.00	0.00
21504 40201301	HOJ HVAC Repair/Replace	0.00	0.00	0.00	0.00
21505 40201400	HOJ Underground Roof Drain	0.37	0.00	0.00	0.37
21601 40301000	MADF MH Touchscreens	0.00	0.00	0.00	0.00
21602 40301100	MADF Bunks	0.00	0.00	0.00	0.00
21603 40301200	MADF Doors	0.00	0.00	0.00	0.00
21604 40301300	MADF Sewer Improvements	0.00	0.00	0.00	0.00
21605 40301400	MADF Expansion Wall Re	0.00	0.00	0.00	0.00
21606 40301500	MADF Rec Yard Resurface	0.00	0.00	0.00	0.00
21607 40301600	MADF Shower Retrofit	0.00	0.00	0.00	0.00
21608 40301700	MADF PTZ Cameras	0.00	0.00	0.00	0.00
21609 40301800	MADF Camera Replacement	0.00	0.00	0.00	0.00
21610 40301900	MADF Air Flow Improvemnt	0.00	0.00	0.00	0.00
21611 40302000	MADF Fire System Upgrade	0.00	0.00	0.00	0.00
21612 40302100	MADF Court Holding Area	0.00	0.00	0.00	0.00
21613 40302200	MADF Elevator Repairs	0.00	0.00	0.00	0.00
21614 40302300	MADF A&B Dayroom & Rec	0.00	0.00	0.00	0.00
21615 40302400	MADF Grinder/Auger Syst	0.00	0.00	0.00	0.00
21616 40302500	MADF R-MOD Dayroom Div	0.00	0.00	0.00	0.00



Sonoma County Fund Summary Report

8/1/2024 through 8/31/2024


Fund Number	Fund Name	Beginning Balance	Total Debits	Total Credits	Ending Balance
21617 40302600	MADF R-MOD Metal Door	0.00	0.00	0.00	0.00
21618 40302700	MADF Cell Door Breach Pr	0.00	0.00	0.00	0.00
21619 40302800	MADF Roof	0.00	0.00	0.00	0.00
21620 40302900	MADF Electrical Security	0.00	0.00	0.00	0.00
21621 40303000	MADF Booking Space Eval	0.00	0.00	0.00	0.00
21622 40303100	MADF Rec Yd Window Seal	0.00	0.00	0.00	0.00
21622 40303101	MADF Rec Yd Window Seal	(796.40)	0.00	0.00	(796.40)
21623 40303200	MADF Housing Sfty&Scrty	747,679.01	0.00	0.00	747,679.01
21623 40303201	MADF Housing Sfty&Scrty	(427,509.03)	0.00	0.00	(427,509.03)
21624 40303300	Behav Health Housing Unt	1,572,726.26	0.00	0.00	1,572,726.26
21625 40303400	MADF Connection Corridor	0.00	0.00	0.00	0.00
21626 40303500	MADF Conveyor	0.00	0.00	0.00	0.00
21627 40303600	MADF Dental Office	0.00	0.00	0.00	0.00
21628 40303700	MADF Expansion Roof	0.00	0.00	0.00	0.00
21629 40303800	Courthouse Constr Set As	0.00	0.00	0.00	0.00
21630 40303900	MADF Tempered Water System	50,526.51	(41.60)	0.00	50,484.91
21631 40304000	MADF Expansion Wing Cell Repair	489,556.50	(83.20)	0.00	489,473.30
21632 40304100	MADF Secure Loading Dock	434,630.50	(3,233.50)	0.00	431,397.00
21633 40304200	Upgrade MADF Lobby Doors	0.00	0.00	0.00	0.00
22001 40401000	CCC Pilot Project	0.00	0.00	0.00	0.00
22002 40401100	Adult Detention Planning	0.00	0.00	0.00	0.00
22003 40401200	NCDF 300 Unit Reroof	0.00	0.00	0.00	0.00
22004 40401300	NCDF Dining Hall Floor	0.00	0.00	0.00	0.00
22005 40401400	NCDF Perimeter Security	0.00	0.00	0.00	0.00
22006 40401500	NCDF Wtr Heaters/Boilers	0.00	0.00	0.00	0.00
22007 40401600	NCDF Security Analysis	0.00	0.00	0.00	0.00
22008 40401700	Probation Camp Firewall	0.00	0.00	0.00	0.00
22009 40401800	NCDF Bldg #500 Roof Replacement	285,558.38	(194.70)	0.00	285,363.68
22101 40501000	JJC Flooring Repairs	0.00	0.00	0.00	0.00



Sonoma County Fund Summary Report

8/1/2024 through 8/31/2024


Fund Number	Fund Name	Beginning Balance	Total Debits	Total Credits	Ending Balance
22102 40501100	VMCH Phase III	0.00	0.00	0.00	0.00
22103 40501200	LG Water System Replac	0.00	0.00	0.00	0.00
22104 40501300	LG Photovoltaic System	0.00	0.00	0.00	0.00
22105 40501400	LG Indoor Firing Rnge Up	0.00	0.00	0.00	0.00
22106 40501500	LG Central Kitchen Proj	0.00	0.00	0.00	0.00
22107 40501600	JJC Sheriff UPS Replace	0.00	0.00	0.00	0.00
22108 40501700	Juvenile Justice Center	0.00	0.00	0.00	0.00
22109 40501800	JJC Roof Cap and Gutter Replacement	221,785.60	0.00	0.00	221,785.60
22110 40501900	Juvenile Hall Fencing	756,193.50	(936.00)	0.00	755,257.50
22111 40502000	BH Continuum Infrast Prog-LG	0.00	0.00	0.00	0.00
22201 40601000	Orenda Center HVAC	0.00	0.00	0.00	0.00
22202 40601100	Hospital Decommissioning	0.00	0.00	0.00	0.00
22301 40701000	Veteran Buildings Repair	2,710,533.82	(21,554.30)	0.00	2,688,979.52
23001 40801000	Animal Shelter	0.00	0.00	0.00	0.00
23002 40801100	Spud Point Transformer	0.00	0.00	0.00	0.00
23003 40801200	Electric Veh Infrastruct	0.00	0.00	0.00	0.00
23004 40801300	Facility Planning	0.00	0.00	0.00	0.00
23005 40801400	Water Conservation	0.00	0.00	0.00	0.00
23006 40801500	2009 ADA SETP Improve	2,592,284.62	(36,281.12)	0.00	2,556,003.50
23007 40801600	Redevelopment Improve	(17,230.67)	0.00	0.00	(17,230.67)
23008 40801700	Hazardous Mat Mgmt/Abate	60,685.11	0.00	0.00	60,685.11
23009 40801800	Grnd Wtr Contamination	0.00	0.00	0.00	0.00
23010 40801900	Communications Towers	1,277,828.59	(13,463.50)	0.00	1,264,365.09
23011 40802000	Human Services Imp Proj	104,223.81	0.00	0.00	104,223.81
23012 40802100	Emergency Generator Proj	0.00	0.00	0.00	0.00
23013 40802200	TPW Sonoma Road Yard Ren	0.00	0.00	0.00	0.00
23014 40802300	Smoking Ordinance	0.00	0.00	0.00	0.00
23015 40802400	Fleet Materials/Lab Relo	0.00	0.00	0.00	0.00



Sonoma County Fund Summary Report

8/1/2024 through 8/31/2024

Fund Number	Fund Name	Beginning Balance	Total Debits	Total Credits	Ending Balance
23015 40802401	Fleet - Moving FF&E	0.00	0.00	0.00	0.00
23016 40802500	QECB Projects	0.00	0.00	0.00	0.00
23017 40802600	FES CSA 40 Equip Storage	(630.00)	0.00	0.00	(630.00)
23018 40802700	Kitchen Pilot Cook Chill	0.00	0.00	0.00	0.00
23019 40802800	Porto Bodega Dock Remov	0.00	0.00	0.00	0.00
23020 40802900	CEC EV Charger Install	(0.23)	0.00	0.00	(0.23)
23021 40803000	TPW SR Road Yard Emerg	0.00	0.00	0.00	0.00
23022 40803100	DHS Animal Svcs Fac Impr	0.00	0.00	0.00	0.00
23022 40803101	DHS Animal Svcs Fac Impr	594,724.54	(11,995.30)	0.00	582,729.24
23023 40803200	TPW-Road Yard Assessment	0.00	0.00	0.00	0.00
23023 40803201	TPW-Road Yard Assessment	0.00	0.00	0.00	0.00
23024 40803300	TPW Annapolis RY Siding	0.00	0.00	0.00	0.00
23024 40803301	TPW Annapolis RY Siding	0.00	0.00	0.00	0.00
23025 40803400	Sonoma RY Solar Study	0.00	0.00	0.00	0.00
23025 40803401	Sonoma RY Solar Study	0.00	0.00	0.00	0.00
23026 40803500	Art Sculpture	0.00	0.00	0.00	0.00
23027 40803600	County Center Modernization	72,959,996.28	0.00	0.00	72,959,996.28
23028 40803700	Behavioral Health Reloc	0.00	0.00	0.00	0.00
23029 40803800	Sonoma Developmental Ctr	0.00	0.00	0.00	0.00
23030 40803900	Cell on Wheels-Mobile	0.00	0.00	0.00	0.00
23031 40804000	Chanate	2.27	0.00	0.00	2.27
23032 40804100	Housing Site Evals	0.00	0.00	0.00	0.00
23033 40804200	JRT Housing/Shelter CapP	62,846.77	0.00	0.00	62,846.77
23034 40804300	Crestwood - Los Guilicos	0.00	0.00	0.00	0.00
23035 40804400	Tidelands- Cannery Demo	706.00	0.00	0.00	706.00
23036 40804500	Los Guilicos Microgrid	118,433.09	0.00	0.00	118,433.09
23037 40804600	Electric Pwr Resiliency	0.00	0.00	0.00	0.00
23038 40804700	Upgrade County EV Infrs	0.00	0.00	0.00	0.00
23039 40804800	Fleet Improvements	471,658.23	0.00	0.00	471,658.23



Sonoma County Fund Summary Report

8/1/2024 through 8/31/2024


Fund Number	Fund Name	Beginning Balance	Total Debits	Total Credits	Ending Balance
23040 40804900	Glass Fire Repairs	(1,355.58)	0.00	0.00	(1,355.58)
23041 40805000	Public Health & Morgue	21,134,231.38	(36,160.90)	0.00	21,098,070.48
23042 40805100	Springs Plaza Design	0.00	0.00	0.00	0.00
23043 40805200	Bodega Bay Yacht Club	0.00	0.00	0.00	0.00
23044 40805300	SoCo Disaster Logs & Ops	0.00	0.00	0.00	0.00
23045 40805400	Emergency Resiliency Sit	0.00	0.00	0.00	0.00
23046 40805500	Los Guilicos Archives	0.00	0.00	0.00	0.00
23047 40805600	Mt St Helena - Telecom Site	1,864.76	0.00	0.00	1,864.76
23048 40805700	Guerneville Satellite Site	376,754.86	(5,418.90)	0.00	371,335.96
23049 40805800	LG Switchgear	349,258.10	(20,350.60)	0.00	328,907.50
23050 40805900	Springs Plaza	719,388.79	0.00	0.00	719,388.79
23051 40806000	Geyserville Community Plaza	(1,977.71)	0.00	0.00	(1,977.71)
23052 40806100	400 Aviation Blvd	782,394.74	0.00	0.00	782,394.74
23053 40806200	Comm Emerg Resil Centers	214,988.15	0.00	0.00	214,988.15
23054 40806300	Comm Resil Center	0.00	0.00	0.00	0.00
23055 40806400	Eagles Nest-Landslide	0.00	(2,408.04)	0.00	(2,408.04)
23056 40806500	District 5 Infrastructure	0.00	0.00	0.00	0.00
24001 40900100	Hood Expansion	(288,604.13)	(975.10)	0.00	(289,579.23)
24002 40900200	HelenPutnam Varnhagen	(16,375.04)	0.00	0.00	(16,375.04)
24003 40900300	Hood to Highway 12 Trail	0.00	0.00	0.00	0.00
24004 40900400	Hood Lawson	0.00	0.00	0.00	0.00
24005 40900500	Hood RTP Lower Johnson	8,869.57	0.00	0.00	8,869.57
24006 40900600	Doran Boat Launch	(30,912.89)	0.00	0.00	(30,912.89)
24007 40900700	Roche Property	0.00	0.00	0.00	0.00
24008 40900800	Doran ADA	(960.90)	0.00	0.00	(960.90)
24009 40900900	Mark West Creek	0.00	0.00	0.00	0.00
24010 40901000	Healdsburg Ridge	0.00	0.00	0.00	0.00
24011 40901100	Laguna Trail Ph 2 Brown	36.09	0.00	0.00	36.09
24012 40901200	Copeland Creek Trail	431,233.02	(1,741.72)	0.00	429,491.30



Sonoma County Fund Summary Report

8/1/2024 through 8/31/2024


Fund Number	Fund Name	Beginning Balance	Total Debits	Total Credits	Ending Balance
24013 40901300	Doran Major Maintenance	355,056.26	0.00	0.00	355,056.26
24014 40901400	No. Sonoma Mountain Trl	(40,168.36)	(1,214.47)	0.00	(41,382.83)
24015 40901500	Stillwater Cove Expans	60,325.79	0.00	0.00	60,325.79
24016 40901600	Russian River Bike Trail	14,883.34	0.00	0.00	14,883.34
24017 40901700	Los Guilicos Hood House	1,596.08	0.00	0.00	1,596.08
24018 40901800	Ragle Ranch ADA	0.00	0.00	0.00	0.00
24019 40901900	Mark West Creek Trail	143,069.89	0.00	0.00	143,069.89
24020 40902000	SMART Trail JRT to Hearn	0.00	0.00	0.00	0.00
24021 40902100	Timber Cove Coastal	1,000.83	0.00	0.00	1,000.83
24022 40902200	Hudeman Slough Boat	(9,898.72)	(1,683.53)	0.00	(11,582.25)
24023 40902300	West County Trail	0.00	0.00	0.00	0.00
24024 40902400	SC Integrated Pks Plan	0.00	0.00	0.00	0.00
24025 40902500	Crane Creek Park Expan	240,209.77	(292.10)	0.00	239,917.67
24026 40902600	Foothill Park Ph 4 and 5	(144,379.11)	0.00	0.00	(144,379.11)
24027 40902700	West Sonoma Co Gtwy	0.00	0.00	0.00	0.00
24028 40902800	Sonoma Schellville Bike	272,439.72	(6,068.64)	0.00	266,371.08
24029 40902900	Sonoma Valley Trail	980,000.45	(2,070.44)	0.00	977,930.01
24030 40903000	Estero Trail	(23,126.33)	0.00	0.00	(23,126.33)
24031 40903100	Occidental Community Cen	29,638.12	0.00	0.00	29,638.12
24032 40903200	Petaluma to Sebastopol T	3,334.50	0.00	0.00	3,334.50
24033 40903300	SR Crk Trl Willowside to	16,172.72	0.00	0.00	16,172.72
24034 40903400	Westside Boat Launch	0.24	0.00	0.00	0.24
24035 40903500	Kenwood Plaza ADA	(431.22)	0.00	0.00	(431.22)
24036 40903600	Steelhead Beach Ph 3	11,549.04	(95.45)	0.00	11,453.59
24037 40903700	Cloverdale Regional Ph 4	59,995.51	0.00	0.00	59,995.51
24038 40903800	Sonoma Vly Regional Park	422,645.15	(73.27)	0.00	422,571.88
24039 40903900	Tolay Master Plan	0.00	0.00	0.00	0.00
24040 40904000	Schopflin Fields Ph 3	53,122.66	(4,791.42)	0.00	48,331.24
24041 40904100	BBBT Coastal N Harbor	917,618.25	(113.89)	0.00	917,504.36



Sonoma County Fund Summary Report

8/1/2024 through 8/31/2024


Fund Number	Fund Name	Beginning Balance	Total Debits	Total Credits	Ending Balance
24042 40904200	Guerneville River Ph2&3	(325,992.32)	0.00	0.00	(325,992.32)
24043 40904300	Taylor Mtn Ph 1	0.00	0.00	0.00	0.00
24044 40904400	BBBT Coastal Harbor	(202.11)	0.00	0.00	(202.11)
24045 40904500	Bodega Bay Dredging	0.00	0.00	0.00	0.00
24046 40904600	SF Bay Trail Petaluma	45,026.68	0.00	0.00	45,026.68
24047 40904700	Sunset Beach	0.00	0.00	0.00	0.00
24048 40904800	Riverfront Park Ph 3	923,565.51	(376.52)	0.00	923,188.99
24049 40904900	Hidsburg Vets Mem Beach	12,100.76	0.00	0.00	12,100.76
24050 40905000	Occidental to Coast Tr	6,084.37	0.00	0.00	6,084.37
24051 40905100	Central Sonoma Valley	2,112.51	(284.73)	0.00	1,827.78
24052 40905200	Watson School	10,606.44	0.00	0.00	10,606.44
24053 40905300	BBBT Smith Brothers Road	39,738.59	0.00	0.00	39,738.59
24054 40905400	Russian River Wtr Trail	23,464.04	0.00	0.00	23,464.04
24055 40905500	Storm Damage Projects	0.00	0.00	0.00	0.00
24056 40905600	Maxwell Farms Redevelopm	(87,677.02)	(701.04)	0.00	(88,378.06)
24057 40905700	SEA RANCH ACC TR	93,943.18	(3,220.00)	0.00	90,723.18
24058 40905800	Shiloh Ranch Ph 4	11,735.99	0.00	0.00	11,735.99
24059 40905900	LAGUNA TRAIL-PH 5-ALPHA	0.00	0.00	0.00	0.00
24060 40906000	WEST COUNTY TRAIL-BRIDGE	0.00	0.00	0.00	0.00
24061 40906100	BODEGA BAY BELL TOWER PR	0.00	0.00	0.00	0.00
24062 40906200	PARK ACCESS IMPROVEMENTS	0.00	0.00	0.00	0.00
24063 40906300	Hunter Creek Trail Ph 2	0.00	0.00	0.00	0.00
24064 40906400	BBBT Coastal Prairie	0.00	0.00	0.00	0.00
24065 40906500	Gualala Park Expansion	(1.18)	(95.45)	0.00	(96.63)
24066 40906600	Bellevue Trail	0.00	0.00	0.00	0.00
24067 40906700	Calabazas Creek Preserve	(47,721.25)	(42,214.90)	0.00	(89,936.15)
24068 40906800	California Coastal Trail	31,111.06	(146.53)	0.00	30,964.53
24069 40906900	Carrington Ranch	140,396.77	(9,523.87)	0.00	130,872.90
24070 40907000	Coastal Trail Kashia Pom	12,491.01	(3,639.85)	0.00	8,851.16



Sonoma County Fund Summary Report

8/1/2024 through 8/31/2024


Fund Number	Fund Name	Beginning Balance	Total Debits	Total Credits	Ending Balance
24071 40907100	Colgan Creek Bikeway Ph2	0.00	0.00	0.00	0.00
24072 40907200	Del Rio Woods	13,471.05	0.00	0.00	13,471.05
24073 40907300	Graton ADA	0.00	0.00	0.00	0.00
24074 40907400	Gualala Pnt Major Maint	29,263.82	0.00	0.00	29,263.82
24075 40907500	Gualala Point ADA	(24,971.15)	0.00	0.00	(24,971.15)
24076 40907600	Helen Putnam ADA	0.77	0.00	0.00	0.77
24077 40907700	Helen Putnam Kelly Creek	484,494.86	(12,141.05)	0.00	472,353.81
24078 40907800	Laguna Tr Ph3 Ba 2 OccRd	3,311.71	0.00	0.00	3,311.71
24079 40907900	Los Guilicos Upland Trai	2,871.68	0.00	0.00	2,871.68
24080 40908000	Mason's Marina	0.00	0.00	0.00	0.00
24081 40908100	Masons Marina Mjr Maint	0.00	0.00	0.00	0.00
24082 40908200	Maxwell Farms ADA	(82,880.99)	0.00	0.00	(82,880.99)
24083 40908300	Moorland Park	0.00	0.00	0.00	0.00
24084 40908400	Poff Ranch	50,136.11	(3,511.20)	0.00	46,624.91
24085 40908500	Ragle Ranch Restroom	453,392.75	0.00	0.00	453,392.75
24086 40908600	Roseland Creek Trail	0.00	0.00	0.00	0.00
24087 40908700	Russ Riv Bke Tr MidReach	35,645.78	0.00	0.00	35,645.78
24088 40908800	Russ Riv Wtr Tr LowReach	8,844.38	(879.20)	0.00	7,965.18
24089 40908900	Russ Riv Wtr Tr MidReach	1,708.67	0.00	0.00	1,708.67
24090 40909000	SanFran Bay Trail Sonoma	(131.63)	0.00	0.00	(131.63)
24091 40909100	Sonoma Mountain Environs	(1,300.96)	(73.27)	0.00	(1,374.23)
24092 40909200	Santa Rosa SE Greenway	26,486.18	0.00	0.00	26,486.18
24093 40909300	Tolay Lake Reg Park Ph 1	51,857.98	(715.98)	0.00	51,142.00
24094 40909400	Tolay Lake Shop Replacem	(141,192.16)	0.00	0.00	(141,192.16)
24095 40909500	WCT Forstville Trailhead	39,291.35	0.00	0.00	39,291.35
24096 40909600	WCT Wright to Sebstopl Rd	(2,406.80)	0.00	0.00	(2,406.80)
24097 40909700	Willow Creek	(8.55)	0.00	0.00	(8.55)
24098 40909800	Park Access Improvements	53,649.24	(293.06)	0.00	53,356.18
24099 40909900	Hood Road & Trail	0.00	0.00	0.00	0.00



Sonoma County Fund Summary Report

8/1/2024 through 8/31/2024


Fund Number	Fund Name	Beginning Balance	Total Debits	Total Credits	Ending Balance
24100 40910100	Taylor Mtn Ph 2	(871,129.75)	(61,487.40)	0.00	(932,617.15)
24102 40910200	Bay Area Ridge Trail	8,554.58	(113.89)	0.00	8,440.69
24103 40910300	Doran Shell Restroom	0.00	0.00	0.00	0.00
24104 40910400	Dutch Bill Creek Bikeway	(3,720.50)	(3,137.29)	0.00	(6,857.79)
24105 40910500	Ernie Smith Community Pa	59,398.26	0.00	0.00	59,398.26
24106 40910600	Roseland Village JRT	97.97	0.00	0.00	97.97
24107 40910700	Matanzas Creek Park	(70.63)	0.00	0.00	(70.63)
24108 40910800	Laguna Trail Phase 1	(6,413.48)	0.00	0.00	(6,413.48)
24109 40910900	WCT Petaluma to Merced	0.00	0.00	0.00	0.00
24110 40911000	Geyserville River Access	(63.14)	0.00	0.00	(63.14)
24111 40911100	Maddux Park Phase 4	21,914.07	0.00	0.00	21,914.07
24112 40911200	Stewart's Point Trail	(54,725.62)	(15,708.57)	0.00	(70,434.19)
24113 40911300	Stillwater Cove Renovati	31.69	0.00	0.00	31.69
24114 40911400	Larson Park Improvements	2,665,669.33	(6,912.50)	0.00	2,658,756.83
24115 40911500	Gossage Creek Bikeway	842.69	0.00	0.00	842.69
24116 40911600	Hinebaugh Creek Bikeway	848.61	0.00	0.00	848.61
24117 40911700	Hanson Rus Rvr Access	0.42	(73.27)	0.00	(72.85)
24118 40911800	EDC Redevelopment	0.00	0.00	0.00	0.00
24119 40911900	Hldsbrg Vets Mem Bch Rdv	167,988.00	(12,959.55)	0.00	155,028.45
24120 40912000	Shiloh Ranch Renovation	92,207.24	(1,356.14)	0.00	90,851.10
24121 40912100	Wohler Beach Improv	(1,447,954.30)	(2,852.12)	0.00	(1,450,806.42)
24122 40912200	Hood - Graywood Trail	135.91	0.00	0.00	135.91
24123 40912300	Helen Putnam Renovation	105,960.54	(3,780.91)	0.00	102,179.63
24124 40912400	Hood SR Creek Headwaters	48,173.00	0.00	0.00	48,173.00
24125 40912500	Hood - McCormick	(20,673.47)	(1,039.61)	0.00	(21,713.08)
24126 40912600	Ragle Ranch Trail Renova	0.00	0.00	0.00	0.00
24127 40912700	Tolay-Cannon Lane	0.00	0.00	0.00	0.00
24128 40912800	WCT JRT Bridge Repl Ph2	(3,276.35)	(1,084.52)	0.00	(4,360.87)
24129 40912900	Mark West Creek Ph1	(93,203.27)	(5,237.04)	0.00	(98,440.31)



Sonoma County Fund Summary Report

8/1/2024 through 8/31/2024


Fund Number	Fund Name	Beginning Balance	Total Debits	Total Credits	Ending Balance
24130 40913000	WCT-Green Valley Road	67,385.25	(758.82)	0.00	66,626.43
24131 40913100	WCT-Occidental Road	90,293.10	(146.54)	0.00	90,146.56
24132 40913200	Doran Park Visitor Ctr	0.00	0.00	0.00	0.00
24133 40913300	SLP Renovation	460,596.57	(13,637.75)	0.00	446,958.82
24134 40913400	Larson Park ADA	0.00	0.00	0.00	0.00
24135 40913500	Sea Ranch Bikeway	0.00	0.00	0.00	0.00
24136 40913600	Arnold Field	0.00	0.00	0.00	0.00
24137 40913700	Gleason Beach Access Imp	74,256.60	(2,367.76)	0.00	71,888.84
24138 40913800	Laguna Tr Ph 4 Stone Frm	0.00	0.00	0.00	0.00
24139 40913900	SF Bay Water Trail	10,003.28	0.00	0.00	10,003.28
24140 40914000	Taylor Mtn Expansion	0.00	0.00	0.00	0.00
24141 40914100	Tolay Gathering Area	909,199.19	(727,399.77)	0.00	181,799.42
24142 40914200	Westside Renovation & MM	0.00	0.00	0.00	0.00
24143 40914300	FEMA Parks	0.00	0.00	0.00	0.00
24144 40914400	FEMA Shiloh	0.00	0.00	0.00	0.00
24145 40914500	FEMA Hood	0.00	0.00	0.00	0.00
24146 40914600	Mark West Creek IPA	(28,702.22)	(868.97)	0.00	(29,571.19)
24147 40914700	Preston River Access	(86,530.98)	(30,898.50)	0.00	(117,429.48)
24148 40914800	Andy's Unity Park ADA	(9,861.40)	0.00	0.00	(9,861.40)
24149 40914900	SLP Campground ADA	7,345.28	0.00	0.00	7,345.28
24150 40915000	Sport Fishing Centr Dock	388,603.79	0.00	0.00	388,603.79
24151 40915100	Foothill Kincade Fire	(160,811.36)	(44.45)	0.00	(160,855.81)
24152 40915200	Hood Lawson Ph 2	18,619.82	(765.23)	0.00	17,854.59
24153 40915300	WCT Hwy 116 to River Rd	39,372.61	(1,855.26)	0.00	37,517.35
24154 40915400	Joe Rodota Trail Linear	497.09	0.00	0.00	497.09
24155 40915500	Taylor Mtn Cooper Creek	127,083.99	(737.06)	0.00	126,346.93
24156 40915600	Hood Recovery	(21,522.46)	(854.50)	0.00	(22,376.96)
24157 40915700	Mark West Crk Cresta Rd	(695,500.20)	0.00	0.00	(695,500.20)
24158 40915800	Taylor Phase 3	105,740.02	0.00	0.00	105,740.02



Sonoma County Fund Summary Report

8/1/2024 through 8/31/2024

Fund Number	Fund Name	Beginning Balance	Total Debits	Total Credits	Ending Balance
24159 40915900	Cloverdale River Park Exp	200,449.26	0.00	0.00	200,449.26
24160 40916000	Doran Climate Adaptation	40,730.15	(146.53)	0.00	40,583.62
24161 40916100	North Sonoma Mountain Access	3,281.88	(1,307.79)	0.00	1,974.09
24162 40916200	Bodega Harbor East Water Access	248.93	0.00	0.00	248.93
24163 40916300	Monte Rio Redwood West Slope	18,623.49	0.00	0.00	18,623.49
24164 40916400	Monte Rio Redwood East Slope	21,496.41	0.00	0.00	21,496.41
24165 40916500	MWC Fisheries Enhancement	25,000.00	0.00	0.00	25,000.00
24166 40916600	Gualala Point Visitor Ctr Reno	1,810.05	0.00	0.00	1,810.05
24167 40916700	Chanslor Ranch	13,837.24	(2,345.91)	0.00	11,491.33
24168 40916800	Odd Fellows River Access	216,755.39	(2,191.03)	0.00	214,564.36
24169 40916900	Wohler Road Maint Facility	47,574.40	(264.00)	0.00	47,310.40
24170 40917000	Maxwell Phase 2	362,384.72	(823.12)	0.00	361,561.60
24171 40917100	2023 Storm Hood Los Alamos	(5,589.51)	0.00	0.00	(5,589.51)
24172 40917200	2023 Storm Hood Pythian	(4,446.05)	0.00	0.00	(4,446.05)
24173 40917300	Shaw Park Major Maintenance	0.00	0.00	0.00	0.00
24174 40917400	Son Schellville City Connect	146,155.71	0.00	0.00	146,155.71
24175 40917500	Pinnacle Gulch Trail	(35,000.00)	(554.56)	0.00	(35,554.56)
24176 40917600	Maxwell Farms Major Maint	0.00	0.00	0.00	0.00
31105 42010100	SO CO BIA	0.00	0.00	0.00	0.00
31110 42010200	ACTTC Remodel	0.00	0.00	0.00	0.00
31115 42010300	Canon Manor West	0.00	0.00	0.00	0.00
31120 42010400	1997-1 Airport Bus Ctr	0.00	0.00	0.00	0.00
31125 42010500	1997-1 Larkfield Sewer	0.00	0.00	0.00	0.00
31130 42010600	1997-1 SO SR Ave	0.00	0.00	0.00	0.00
31135 42010700	1997-1 Vinecrest Road	0.00	0.00	0.00	0.00
31140 42010800	1997-1 Escrow Fund	0.00	0.00	0.00	0.00
31145 42010900	Res-Canon Manor West	0.00	0.00	0.00	0.00
31150 42011000	Res-Sunnyslope	0.00	0.00	0.00	0.00
31155 42011100	Sunnyslope	0.00	0.00	0.00	0.00



Sonoma County Fund Summary Report

8/1/2024 through 8/31/2024


Fund Number	Fund Name	Beginning Balance	Total Debits	Total Credits	Ending Balance
31160 42011200	Willowside #1	0.00	0.00	0.00	0.00
31205 42020100	COP - RES - La Plaza	0.00	0.00	0.00	0.00
31220 42020400	COP-RES-Jail Imp. 93-94	0.00	0.00	0.00	0.00
31225 42020500	COP-RES-MADF Refi 2002	0.00	0.00	0.00	0.00
31230 42020600	CALEASE	0.00	0.00	0.00	0.00
31235 42020700	COP - 2003A Jail Refi	0.00	0.00	0.00	0.00
31305 42030100	OSD 2007A Bonds DS	0.00	0.00	0.00	0.00
31310 42030200	OSD 2007B Bonds DS	0.00	0.00	0.00	0.00
31405 42040100	TOB Settlement Bonds	0.00	0.00	0.00	0.00
34105 33030200	Warms Springs Dam DS	6,222,586.96	196,985.88	0.00	6,419,572.84
35221 45020201	NSCAPCD GWRF	0.00	0.00	0.00	0.00
35241 45020401	CFD#4 Wilmar GWRF	0.00	0.00	0.00	0.00
35301 45020901	Open Space District GWRF	0.00	0.00	0.00	0.00
35311 45021001	SCWA GWRF	0.00	0.00	0.00	0.00
41111 29040100	Mason's Marina	399,754.43	(15,360.08)	0.00	384,394.35
41121 34050100	Integrated Waste Admin	1,079,511.09	675,223.83	0.00	1,754,734.92
41122 34050200	Former Rural Landfills	4,944,666.66	(79,483.61)	0.00	4,865,183.05
41123 34050300	Former Urban Landfills	23,123,701.60	603,433.48	0.00	23,727,135.08
41124 34050400	County Cntgnt Liab Rsrve	12,129,973.70	0.00	0.00	12,129,973.70
41125 34050500	Base Concession Payment	76,489.75	0.00	0.00	76,489.75
41126 34050600	Co Admin Costs Fund	(156,624.13)	332,990.21	0.00	176,366.08
41127 34050700	CDS Leak Fund	2,629,418.35	0.00	0.00	2,629,418.35
41128 34050800	Sonoma Leak Fund	2,474,926.18	0.00	0.00	2,474,926.18
41129 34050900	Healdsburg Leak Fund	2,927,158.00	0.00	0.00	2,927,158.00
41130 34051000	Cloverdale Cont Liability	343,308.97	11,619.29	0.00	354,928.26
41131 34051100	Cotati Cont Liability	403,309.43	13,333.80	0.00	416,643.23
41132 34051200	Healdsburg Cont Liability	675,986.61	19,638.10	0.00	695,624.71
41133 34051300	Roh Park Cont Liability	1,563,381.50	45,870.91	0.00	1,609,252.41
41134 34051400	Santa Rosa Cont Liability	5,247,925.70	208,994.62	0.00	5,456,920.32



Sonoma County Fund Summary Report

8/1/2024 through 8/31/2024


Fund Number	Fund Name	Beginning Balance	Total Debits	Total Credits	Ending Balance
41135 34051500	Sebastopol Cont Liability	403,223.07	7,201.08	0.00	410,424.15
41136 34051600	Sonoma Cont Liability	361,143.01	8,484.47	0.00	369,627.48
41137 34051700	Windsor Cont Liability	927,220.08	27,625.25	0.00	954,845.33
41138 34051800	County Spec Conces Pymnt	3,198,619.65	70,135.96	0.00	3,268,755.61
41205 29030100	Spud Point Marina	226,819.17	58,129.59	0.00	284,948.76
41301 34030101	Airport Operations	2,921,858.87	0.00	0.00	2,921,858.87
41301 34030102	Airport Non Aero Operati	0.00	0.00	0.00	0.00
41301 34030103	Airport Industrial Park	0.00	0.00	0.00	0.00
41301 34030104	Airport Capital Improvem	(4,068,065.56)	1,872,052.61	0.00	(2,196,012.95)
41302 34030200	Airport Passenger Facili	2,818,180.09	138,107.20	0.00	2,956,287.29
41303 34030300	Airport Wetlands Mitigat	13,461.15	0.00	0.00	13,461.15
41304 34030400	Airport CFC Fund	528,384.04	91,246.14	0.00	619,630.18
41401 34040101	Transit-General Administ	(1,486,514.70)	1,325,474.60	0.00	(161,040.10)
41402 34040200	Transit - Article 8	189,204.14	(738,675.06)	0.00	(549,470.92)
41402 34040201	Art 8-Paratransit-Operations	0.00	(17,166.59)	0.00	(17,166.59)
41403 34040300	Transit - OHS Grant Fund	879.89	0.00	0.00	879.89
41404 34040400	Transit - Prop 1B - PTMI	0.00	0.00	0.00	0.00
41405 34040500	Transit - Article 3	346.40	0.00	0.00	346.40
41501 29020100	Sport Fishing Center	168,592.92	(2,010.44)	0.00	166,582.48
41701 11050100	SCEIP Program Fund	350,703.63	(455,934.79)	0.00	(105,231.16)
41702 11050200	SCEIP Revolving Fund	0.00	0.00	0.00	0.00
41703 11050300	SCEIP Special Fund-5 YR	0.00	0.00	0.00	0.00
41704 11050400	SCEIP Special Fund-10 YR	0.00	0.00	0.00	0.00
41705 11050500	SCEIP Special Fund-20 YR	0.00	0.00	0.00	0.00
41706 11050600	SCEIP Sp Fund-20 YR SCWA	0.00	0.00	0.00	0.00
41707 11050700	SCEIP Sp Fund-Clean Fund	0.00	0.00	0.00	0.00
41708 11050800	SCEIP Sp Fund - Hannon	0.00	0.00	0.00	0.00
43101 33060100	Occidental CSD Oper	872,896.72	(76,563.61)	0.00	796,333.11
43102 33060200	Occidental CSD Constr	1,332,401.63	(15,114.05)	0.00	1,317,287.58



Sonoma County Fund Summary Report

8/1/2024 through 8/31/2024


Fund Number	Fund Name	Beginning Balance	Total Debits	Total Credits	Ending Balance
43201 33070100	Russian River CSD Oper	6,049,563.86	(651,333.52)	0.00	5,398,230.34
43202 33070200	Russian River CSD Constr	3,124,527.98	(11,772.33)	0.00	3,112,755.65
43203 33070400	Russn Rvr CSDRevBnds1981	0.00	0.00	0.00	0.00
43204 33070300	Russn RvrCSD GO Bnds1979	0.00	0.00	0.00	0.00
43205 33070600	Russn Rvr CSD Rev Bnds	0.00	0.00	0.00	0.00
43206 33070500	Russian Rvr CSD SRF Res	148,210.98	0.00	0.00	148,210.98
43207 33070700	RRCSD 3rd Unit WCRF	251,053.17	0.00	0.00	251,053.17
43301 33080100	Sonoma Valley CSD Oper	10,546,809.40	(1,250,389.51)	0.00	9,296,419.89
43302 33080200	Sonoma Valley CSD Constr	19,342,872.19	(427,681.96)	0.00	18,915,190.23
43303 33080400	SVCSO Outfall	0.00	0.00	0.00	0.00
43304 33080300	Sonoma Vly CSD Gln El Bd	0.00	0.00	0.00	0.00
43305 33080800	SVCSO 2013/2022 Revenue Bonds	2,069,349.61	0.00	0.00	2,069,349.61
43306 33080900	Sonoma Vly CSD Rev Bnd	0.00	0.00	0.00	0.00
43307 33080500	Sonoma Vly CSD SRF Dbt T	630,389.64	0.00	0.00	630,389.64
43308 33080600	Sonoma Vly CSD SRF Res T	407,905.74	0.00	0.00	407,905.74
43309 33080700	Sonoma Vly CSD SRF Res W	350,810.61	0.00	0.00	350,810.61
43310 33081000	Sonoma Vly CSD Wet Wthr	337,905.43	0.00	0.00	337,905.43
43401 33090100	South Park CSD Oper	4,744,638.45	(229,913.06)	0.00	4,514,725.39
43402 33090200	South Park CSD Constr	11,737,892.48	(9,440.06)	0.00	11,728,452.42
43403 33090300	SPCSD 2000/2005/2017 Rev	454,688.16	0.00	0.00	454,688.16
44105 33030300	Russian River Projects	2,968,362.53	1,297,310.35	0.00	4,265,672.88
44110 33030400	Recycled Water Fund	645,978.15	(24,817.34)	0.00	621,160.81
44205 33040100	Water Transmission O&M	24,062,953.63	2,642,707.57	0.00	26,705,661.20
44210 33041000	Water Management Plan	379,788.99	(1,265.25)	0.00	378,523.74
44215 33041100	Watershed Planning/Rest	12,327,210.47	(277,504.92)	0.00	12,049,705.55
44220 33041200	Recycled Water/Local Sup	550,719.01	0.00	0.00	550,719.01
44225 33041300	Water Conservation	439,813.82	(326,715.84)	0.00	113,097.98
44230 33045000	Santa Rosa Aqueduct Cap	10,305,301.80	0.00	0.00	10,305,301.80
44235 33045100	Petaluma Aqueduct Cap	7,413,773.28	(12,606.03)	0.00	7,401,167.25



Sonoma County Fund Summary Report

8/1/2024 through 8/31/2024


Fund Number	Fund Name	Beginning Balance	Total Debits	Total Credits	Ending Balance
44240 33045200	Sonoma Aqueduct Capital	211,349.12	(3,304.98)	0.00	208,044.14
44250 33043000	Storage Facilities	2,408,787.20	(56,103.28)	0.00	2,352,683.92
44255 33043100	Pipeline Facilities	0.00	0.00	0.00	0.00
44260 33043200	Common Facilities	14,379,624.46	(252,105.07)	0.00	14,127,519.39
44265 33047000	SRF Collector 6 Debt	1,462,389.14	0.00	0.00	1,462,389.14
44270 33047100	SRF Collector 6 Reserve	1,314,661.26	0.00	0.00	1,314,661.26
44275 33047200	Common Fac Rev Bnds 2012	0.00	0.00	0.00	0.00
44280 33047300	Storage Fac Rev Bnd 2012	0.00	0.00	0.00	0.00
44285 33047400	Sonoma Aq Rev Bnd 2012	0.00	0.00	0.00	0.00
44290 33047500	Storage Fac Rv 2006/2015	8,666.06	0.00	0.00	8,666.06
44295 33047600	Common Fac Rev 2006/2015	159,768.51	0.00	0.00	159,768.51
44300 33045300	North Marin Water Dep	33,940.87	0.00	0.00	33,940.87
44305 33047700	Sonoma AQ Rev Bonds 2015	5,855.53	0.00	0.00	5,855.53
44310 33047800	Common Fac Rev Bond 2019	737,240.91	(2,240.30)	0.00	735,000.61
44315 33047900	Sonoma Aq Rev Bonds 2019	164,493.83	(794.70)	0.00	163,699.13
44320 33048000	Storage Fac Rev Bonds	0.00	0.00	0.00	0.00
44325 33048100	Storage Rev Bond 2022 Fund	9,649.68	(410.58)	0.00	9,239.10
44330 33048200	Sonoma Rev Bond 2022 Fund	36,761.92	(220.58)	0.00	36,541.34
44335 33048300	Common Rev Bond 2022 Fund	5,576,555.16	(2,368.84)	0.00	5,574,186.32
44405 33130100	Sea Ranch SZ Operations	263,823.42	(24,549.59)	0.00	239,273.83
44410 33130200	Sea Ranch SZ Constr	635,965.69	0.00	0.00	635,965.69
44505 33120100	Penngrove SZ Operations	1,099,275.00	(745,069.19)	0.00	354,205.81
44510 33120200	Penngrove SZ Constr	831,309.94	0.00	0.00	831,309.94
44515 33120300	Penngrove SZ GOBnds 1977	0.00	0.00	0.00	0.00
44605 33110100	Geyserville SZ Oper	440,621.13	(59,718.71)	0.00	380,902.42
44610 33110200	Geyserville SZ Constr	240,450.16	0.00	0.00	240,450.16
44615 33110300	Geyserville SZ GOBd 1980	0.00	0.00	0.00	0.00
44705 33100100	ALW SZ Operations	2,325,405.14	(189,193.79)	0.00	2,136,211.35
44710 33100200	ALW SZ Construction	3,441,500.72	(7,973.53)	0.00	3,433,527.19



Sonoma County Fund Summary Report

8/1/2024 through 8/31/2024


Fund Number	Fund Name	Beginning Balance	Total Debits	Total Credits	Ending Balance
44715 33100300	ALWSZ 2000/2005/2017 Rev	693,063.61	0.00	0.00	693,063.61
44720 33100400	ALWSZ Rate Stabilization	532,382.97	0.00	0.00	532,382.97
44725 33100500	Larkfield Estates Sewer	48,975.81	0.00	0.00	48,975.81
44805 33140100	Sanitation Rev Clearing	2,664.00	5,083.94	0.00	7,747.94
45105 26020100	CSA#41 - Sea Ranch Z2	127,052.28	(130.00)	0.00	126,922.28
45205 34120100	CSA 41-Ftch Mnt Wtr Ops	1,208,315.11	(6,469.26)	0.00	1,201,845.85
45210 34120200	CSA #41-Ftch Mnt Wtr Con	12,917.82	0.00	0.00	12,917.82
45215 34120300	CSA #41-Ftch Mnt Wtr DS	0.00	0.00	0.00	0.00
45220 34120400	CSA #41-Ftch Mnt Wtr Res	0.00	0.00	0.00	0.00
45305 34150100	CSA #41-Salmon Ck Wtr Op	282,706.00	(3,705.04)	0.00	279,000.96
45310 34150200	CSA 41-Salmon Ck Wtr Con	3,887.32	0.00	0.00	3,887.32
45315 34150300	CSA 41-Salmon Ck Wtr DS	63,924.43	(11,273.63)	0.00	52,650.80
45320 34150400	CSA #41 Salmon Crk-Res A	42,716.52	0.00	0.00	42,716.52
45325 34150500	CSA 41-Salmon Ck Wtr Dep	26,528.25	0.00	0.00	26,528.25
45330 34150600	CSA #41Salmon Crk-Res B	7,168.10	0.00	0.00	7,168.10
45405 34130100	CSA 41-Freestone Wtr Ops	22,860.46	(6,606.09)	0.00	16,254.37
45410 34130200	CSA 41-Freestone Wtr Con	4,380.42	0.00	0.00	4,380.42
45415 34130300	CSA #41 Freestone DS	8,202.01	0.00	0.00	8,202.01
45505 34140100	CSA #41-Jenner Wtr Oper	163,510.00	(21,049.15)	0.00	142,460.85
45510 34140200	CSA #41-Jenner Wtr Cons	4,743.70	0.00	0.00	4,743.70
45515 34140300	CSA #41-Jenner Wtr DS	19,877.48	0.00	0.00	19,877.48
45520 34140400	CSA #41-Jenner Wtr Reser	0.00	0.00	0.00	0.00
45525 34140500	CSA #41-Jenner Wtr DS #2	9,940.46	0.00	0.00	9,940.46
45530 34140600	CSA #41-Jenner Wtr Res 2	8,587.52	0.00	0.00	8,587.52
46015 14010100	CDC General Admin	(269,110.70)	141,673.59	0.00	(127,437.11)
46020 14310100	HFP - CDC Housing Fund	2,040,558.99	933,288.31	0.00	2,973,847.30
46025 14310200	HFP-Mortg Credit Cert Pr	11,910.04	0.00	0.00	11,910.04
46030 14310300	HFP - Mobile Home	275,511.98	3,894.31	0.00	279,406.29
46035 14310400	HFP - HAC Employee Prog.	33,764.55	(3,902.54)	0.00	29,862.01



Sonoma County Fund Summary Report

8/1/2024 through 8/31/2024


Fund Number	Fund Name	Beginning Balance	Total Debits	Total Credits	Ending Balance
46040 14420100	CGF - County GF Program	2,434,219.09	1,725,049.31	0.00	4,159,268.40
46045 14310600	HFP - Cnty Housing Fund	6,225,675.57	460,524.24	0.00	6,686,199.81
46047 14320600	MO Transitional - PSH	0.00	0.00	0.00	0.00
46050 14320100	Emerg Rental Assist Prgm	1,717,840.67	(16,595.06)	0.00	1,701,245.61
46055 14410400	HSP-Homeless Outr Scvs	0.00	0.00	0.00	0.00
46060 14410500	HSP-CalWORKS Housing	14,438.30	(8,925.06)	0.00	5,513.24
46065 14311400	BEGIN Funded Loans	503,233.97	77,660.62	126,000.00	454,894.59
46105 14330400	HAM - CDBG	475,193.21	(186,170.68)	0.00	289,022.53
46110 14330500	PAM-HOME Invt Prtnership	(6,412.95)	(48,567.02)	0.00	(54,979.97)
46115 14420300	CGF-Emergency Solutions	33,610.78	(35,273.77)	0.00	(1,662.99)
46120 14320300	CS - Flood Elevation	809,762.35	(138,959.38)	0.00	670,802.97
46125 14410100	HSP-Continuum of Care In	0.00	0.00	0.00	0.00
46130 14410200	HSP-ContinuumofCare Mgmt	0.00	0.00	0.00	0.00
46135 14320400	CS-CalHome Housing Rehab	632,140.36	(662.16)	0.00	631,478.20
46140 14320500	R&R Funded HRLP & CRLP	1,049,672.90	34,257.16	0.00	1,083,930.06
46145 14421000	Homeless Emerg Aid Prog	5,271.53	0.00	0.00	5,271.53
46150 14420400	Homeless Housing Assist	0.00	0.00	0.00	0.00
46155 14420500	Emergency Shelter Grant	0.00	9,009.64	0.00	9,009.64
46205 14020200	RA - Continuum of Care	(40,767.21)	(9,494.89)	0.00	(50,262.10)
46210 14020300	RA-Housing Choice Vouchr	1,939,067.72	(454,818.01)	0.00	1,484,249.71
46215 14410300	HSP - Homeless Mgmt. IS	0.00	0.00	0.00	0.00
46220 14020400	CARES Act HA Admin	0.00	0.00	0.00	0.00
46225 14020500	EHV-Emergency Housing V	203,066.66	4,968.62	0.00	208,035.28
46230 14020600	MS5 Mainstream Voucher	932,083.62	62,650.48	0.00	994,734.10
46240 14020700	FSS Forfeitures	15,271.42	0.00	0.00	15,271.42
46305 14330700	PAM - LMIHAF - Sonoma	3,684,201.12	(613.82)	0.00	3,683,587.30
46310 14330800	PAM-LMIHAF-Sebastopol	309,338.53	16,818.85	100,000.00	226,157.38
46315 14330900	PAM - LMIHAF - Roseland	1,325,881.71	(50,175.16)	0.00	1,275,706.55
46320 14331000	PAM - LMIHAF - Springs	275,092.89	(50.89)	0.00	275,042.00



Sonoma County Fund Summary Report

8/1/2024 through 8/31/2024

Fund Number	Fund Name	Beginning Balance	Total Debits	Total Credits	Ending Balance
46325 14331100	PAM-LMIHAF-Russian River	635,701.64	2,937.00	0.00	638,638.64
46330 14331200	PAM-LMIHAF-Admin	537,755.77	0.00	0.00	537,755.77
46335 14331300	Village Green II USDA Pr	0.00	0.00	0.00	0.00
46340 14331400	Rental Properties	158,311.17	(482.68)	0.00	157,828.49
46510 14335010	CDC Property Management	(8,204.00)	(117,301.01)	0.00	(125,505.01)
46520 14335060	Project Homekey	0.00	0.00	0.00	0.00
46520 14335100	Project Homekey	1,007,945.80	(124,511.82)	0.00	883,433.98
46525 14331500	Comm Develp Block Grant	0.00	(28,287.37)	0.00	(28,287.37)
46530 14335200	HOMEKEY - George Hideaway	10,198,243.50	(104,860.88)	0.00	10,093,382.62
46540 14335300	Tierra de Rosas Development	11,899,986.04	(136,633.37)	0.00	11,763,352.67
51105 34060100	Heavy Equipment ISF	2,934,518.09	(142,791.96)	0.00	2,791,726.13
51205 23020100	Self Funded Insurance Ad	(14,197.67)	(76,672.52)	0.00	(90,870.19)
51210 23020500	Benefits Administration	1,303,682.28	(185,942.83)	0.00	1,117,739.45
51215 23021000	County Health Plan	15,120,105.07	(184,219.31)	0.00	14,935,885.76
51220 23021500	Workers Compensation Ins	56,112,168.58	222,211.17	0.00	56,334,379.75
51225 23022000	Malpractice Insurance	(1,427,186.54)	(4,920.35)	0.00	(1,432,106.89)
51230 23022500	General Liability Insura	(2,652,325.71)	(1,248,203.83)	0.00	(3,900,529.54)
51235 23023000	Property Insurance Deduc	666,530.82	384,797.56	0.00	1,051,328.38
51240 23023500	Hlth Pln-Economic Uncert	0.00	0.00	0.00	0.00
51245 23024000	Non-Tort Liability	0.00	0.00	0.00	0.00
51250 23024500	Disability Insurance	0.00	0.00	0.00	0.00
51255 23025000	VDT	0.00	0.00	0.00	0.00
51260 23025500	LTD Safety	0.00	0.00	0.00	0.00
51305 11040100	Unemployment Insur ISF	1,062,728.90	0.00	0.00	1,062,728.90
51305 23024600	Unemployment Insur ISF	(442,688.41)	(75,383.63)	0.00	(518,072.04)
51405 11020100	HRMS ISF	7,097,933.34	(108,658.03)	0.00	6,989,275.31
51410 11020200	EFS ISF	3,870,503.24	(449,179.39)	0.00	3,421,323.85
51505 11030100	SCER ISF - SCERA	15,182,945.70	(2,024,340.02)	9,132,650.21	4,025,955.47
51510 11030200	SCER ISF - 1993 POB	0.00	0.00	0.00	0.00



Sonoma County Fund Summary Report

8/1/2024 through 8/31/2024


Fund Number	Fund Name	Beginning Balance	Total Debits	Total Credits	Ending Balance
51515 11030300	SCER ISF - 2003A POB	0.00	0.00	0.00	0.00
51520 11030400	SCER ISF - 2003B POB	0.00	0.00	0.00	0.00
51525 11030500	SCER ISF - 2010 POB	8,430,257.72	3,024,756.97	0.00	11,455,014.69
51530 11030600	SCER ISF-Rate Normaliza	6,186,196.82	0.00	0.00	6,186,196.82
51605 23026000	Other Post Empl Benefits	5,300,881.41	1,331,816.29	238,590.00	6,394,107.70
54005 33050100	Equipment Fund	3,270,119.29	(30,158.39)	0.00	3,239,960.90
54010 33050200	Facilities Fund	4,580,218.55	(410,446.64)	0.00	4,169,771.91
54015 33050300	Power Resources	2,743,918.06	130,021.52	0.00	2,873,939.58
71111 61010100	Green Valley Cemetery Di	121,347.79	34.98	0.00	121,382.77
71151 61020100	Shiloh Cemetery District	1,396,022.86	(30,709.01)	0.00	1,365,313.85
71152 61020200	Shiloh Cmtry-Endowment	428,003.31	2,460.00	0.00	430,463.31
71201 64010100	Bennet Valley Fire Distr	0.00	0.00	0.00	0.00
71251 64020100	Bodega Bay Fire District	0.00	0.00	0.00	0.00
71301 64110100	Rancho Adobe Fire Distr	0.00	10,235.16	0.00	10,235.16
71351 64040100	Forestville Fire Distr	0.00	0.00	0.00	0.00
71352 64040200	Forestville Fire-Cap Rplc	0.00	0.00	0.00	0.00
71401 64060100	Glen Ellen Fire District	0.00	0.00	0.00	0.00
71451 64080100	Graton Fire District	0.00	2,316.19	0.00	2,316.19
71452 64080200	Graton Fire Dist-Cap Res	0.00	0.00	0.00	0.00
71501 64140100	Russian River Fire Distr	0.00	0.00	0.00	0.00
71502 64140200	Russn Rvr Fire-Equip Fnd	0.00	0.00	0.00	0.00
71503 64140300	Russn Rvr Fire-Accr Abs	0.00	0.00	0.00	0.00
71551 64090100	Kenwood Fire District	0.00	2,325.13	0.00	2,325.13
71552 64090200	Kenwood Fire-Cap Rplc	398,821.06	0.00	0.00	398,821.06
71601 64100100	Monte Rio Fire District	0.00	1,419.51	0.00	1,419.51
71602 64100200	Monte Rio Fire-Capital R	0.00	0.00	0.00	0.00
71651 64120100	Rincon Valley Fire Distr	0.00	0.00	0.00	0.00
71652 64120200	Rincon Vly Fire-Mit. Fee	0.00	0.00	0.00	0.00
71653 64120300	Rincon Vly Fire-Unemp In	0.00	0.00	0.00	0.00



Sonoma County Fund Summary Report

8/1/2024 through 8/31/2024


Fund Number	Fund Name	Beginning Balance	Total Debits	Total Credits	Ending Balance
71654 64120400	Rincon Vly Fire-Cap Rplc	0.00	0.00	0.00	0.00
71701 64130100	Roseland Fire District	0.00	0.00	0.00	0.00
71751 64150100	Schell-Vista Fire Distr	0.00	2,970.99	0.00	2,970.99
71752 64150200	SchellVista Fire-SpecTax	0.00	0.00	0.00	0.00
71801 64070100	Gold Ridge Fire District	0.00	4,576.29	0.00	4,576.29
71851 64170100	Valley of the Moon Fire	0.00	0.00	0.00	0.00
71901 64180100	Sonoma County Fire Distr	24,177,606.69	0.00	0.00	24,177,606.69
71901 64180700	Sonoma County Fire Distr	(24,177,606.69)	27,476.54	0.00	(24,150,130.15)
71902 64180200	Windsor Fire D-Cap Imp	0.00	0.00	0.00	0.00
71903 64180300	Windsor Fire-Centr Fire	0.00	0.00	0.00	0.00
71904 64180400	Windsor Fire-Equip/Maint	0.00	0.00	0.00	0.00
71951 64050100	Northern Sonoma County Fire	0.00	3,025.87	0.00	3,025.87
71952 64050200	Geyserville-New Station	0.00	0.00	0.00	0.00
71953 64050300	Geyserville-Apparatus	0.00	0.00	0.00	0.00
71954 64050400	Geyserville-Grant Train	0.00	0.00	0.00	0.00
72001 64160100	Timber Cove Fire Distr	0.00	401.47	0.00	401.47
72002 64160200	TimberCove Fire Measure AA-CTD	0.00	0.00	0.00	0.00
72051 64030100	Cloverdale Fire District	0.00	2,239.67	0.00	2,239.67
72052 64030200	Cloverdale Fire-Bldg	0.00	0.00	0.00	0.00
72053 64030300	Cloverdale-Apparatus	0.00	0.00	0.00	0.00
72101 66040100	Mosquito/Vector Control	(6.00)	8,022.69	0.00	8,016.69
72151 67010100	Camp Meeker RPD	0.00	248.57	0.00	248.57
72152 67010200	Camp Meeker RPD-Rplc/Imp	0.00	0.00	0.00	0.00
72153 67010300	Camp Meek RPD-Water Ops	0.00	0.00	0.00	0.00
72154 67010400	Camp Meeker RPD-ST DWR	0.00	0.00	0.00	0.00
72155 67010500	Camp Meeker-ST DWR Res	0.00	0.00	0.00	0.00
72156 67010600	Camp Meeker RPD-Wtr A&B	0.00	0.00	0.00	0.00
72157 67010700	Camp Meeker RPD-Wtr Cap	0.00	0.00	0.00	0.00
72158 67010800	Camp Meeker RPD-Restor	0.00	0.00	0.00	0.00



Sonoma County Fund Summary Report

8/1/2024 through 8/31/2024


Fund Number	Fund Name	Beginning Balance	Total Debits	Total Credits	Ending Balance
72201 67020100	Del Rio Wds Rec/Park Dst	0.00	0.00	0.00	0.00
72251 67030100	Monte Rio Rec/Park Dist	252,525.06	0.00	0.00	252,525.06
72252 67030200	Monte Rio RPD Creekside	0.00	0.00	0.00	0.00
72253 67030300	Monte Rio RPD Prop Tax R	0.00	674.53	0.00	674.53
72301 67040100	Russn Rvr Rec/Park Dist	937,888.96	(29,303.70)	0.00	908,585.26
72351 68010100	Gold Ridge RCD	786,193.79	(270,495.61)	0.00	515,698.18
72401 68020100	Sonoma RCD	0.00	409.08	0.00	409.08
72402 68020200	Sonoma RCD - CalTrans	0.00	0.00	0.00	0.00
72403 68020300	Sonoma RCD - LVMB	275,475.58	0.00	0.00	275,475.58
72404 68020400	Sonoma RCD-Endowmnt Trst	380,244.73	0.00	0.00	380,244.73
72451 68030100	Sotoyome RCD	0.00	0.00	0.00	0.00
72452 68030200	Sotoyome RCD - LVMB	0.00	0.00	0.00	0.00
72501 68040100	South Sonoma County RCD	0.00	0.00	0.00	0.00
72551 62040100	Occidental CSD	0.00	83.27	0.00	83.27
72552 62040200	Occidental CSD-Imp Proj	0.00	0.00	0.00	0.00
72553 62050100	Occidental CSD - Water	864.40	0.00	0.00	864.40
72554 62050200	Occidental CSD-Wtr Cap	414.23	0.00	0.00	414.23
72555 62050300	Occidental CSD-USDA Wtr	0.00	0.00	0.00	0.00
72556 62040300	Occidental CSD - Fire	0.00	783.57	0.00	783.57
72601 62020100	Cazadero CSD	0.00	773.83	0.00	773.83
72602 62020200	Cazadero CSD Reserve	211,209.20	0.00	0.00	211,209.20
72651 66010100	Bay Area Air Quality Mgm	0.00	4,518.89	0.00	4,518.89
72701 66020100	Coast Life Ambulance	0.00	0.00	0.00	0.00
72751 64190100	North Sonoma Coast Fire	0.00	3,989.13	0.00	3,989.13
72801 66130100	SF Bay Area Restoration	(6.00)	0.00	0.00	(6.00)
72851 66140100	Sonoma Mendo Econ Dev	289.95	0.00	0.00	289.95
72901 64200100	Sonoma Valley Fire Distr	0.00	16,779.23	0.00	16,779.23
74101 70050100	GRTA - Administration	221,528.31	(178,800.68)	0.00	42,727.63
74102 70050200	GRTA-Traffic Congestion	2,852.18	0.00	0.00	2,852.18



Sonoma County Fund Summary Report

8/1/2024 through 8/31/2024


Fund Number	Fund Name	Beginning Balance	Total Debits	Total Credits	Ending Balance
74103 70050300	NCRA - RRIF Loan	0.00	0.00	0.00	0.00
74104 70050400	GRTA - Property Account	15,953.57	0.00	0.00	15,953.57
74105 70050500	CA State Transport Alloc	1,401,740.87	(13,890.50)	0.00	1,387,850.37
74151 66030100	Local Agency Formation	1,471,924.65	57,776.89	0.00	1,529,701.54
74251 66050100	No Bay Cooperative Libr	0.00	0.00	0.00	0.00
74252 66050200	No Bay Coop Library-MVLS	0.00	0.00	0.00	0.00
74253 66050300	No Bay Coop Libry-NSCLS	0.00	0.00	0.00	0.00
74254 66050400	No Bay Coop Library-NLS	0.00	0.00	0.00	0.00
74301 66080100	Sonoma Cty Public Law	818,322.77	9,079.93	0.00	827,402.70
74302 66080200	Law Library - Investment	264,166.50	0.00	0.00	264,166.50
74401 69010100	SCERA	1,809,333.16	(271,348.54)	0.00	1,537,984.62
74402 69010200	SCERA - Bldg Acquisition	0.00	0.00	0.00	0.00
74403 69010300	SCERA-Integrated Pension	0.00	0.00	0.00	0.00
74404 69010400	SCERA-Investment Expense	0.00	0.00	0.00	0.00
74451 66070100	SCAVA Service Authority	95,343.76	0.00	0.00	95,343.76
74501 70010100	Sonoma Cty Transport	12,153,490.62	699,415.50	0.00	12,852,906.12
74510 70011000	Regional Traffic Mit RP	2,213,878.29	0.00	0.00	2,213,878.29
74520 70012000	Renewal Enterprise Distr	0.00	0.00	0.00	0.00
74531 70013100	Go Sonoma Act Admin	0.00	0.00	0.00	0.00
74532 70013200	Smooth and Maintained Roads	0.00	0.00	0.00	0.00
74533 70013300	Move Traffic-Maintain Safety	(5,294.20)	(18,609.16)	0.00	(23,903.36)
74534 70013400	Go Sonoma Transit Services	0.00	0.00	0.00	0.00
74535 70013500	Fare Free Rides	0.00	0.00	0.00	0.00
74536 70013600	Go Sonoma Act Commuter	0.00	(4,477.79)	0.00	(4,477.79)
74537 70013700	Bikeways & Pathways	0.00	(3,340.44)	0.00	(3,340.44)
74538 70013800	Education & Encouragement	0.00	(1,648.16)	0.00	(1,648.16)
74551 70020100	Transport Fund Clean Air	1,335,969.83	1,021.14	0.00	1,336,990.97
74601 66100100	Sonoma County RCMPA	542,050.98	161,157.85	0.00	703,208.83
74602 66100200	BayREN	(153,407.19)	35,252.78	0.00	(118,154.41)



Sonoma County Fund Summary Report

8/1/2024 through 8/31/2024


Fund Number	Fund Name	Beginning Balance	Total Debits	Total Credits	Ending Balance
74651 70030100	Measure M - Administr	608,143.09	(9,520.84)	0.00	598,622.25
74652 70030200	Measure M - Local Street	549,900.05	567,520.43	0.00	1,117,420.48
74653 70030300	Measure M - Local Street	46,510,655.54	552,745.18	0.00	47,063,400.72
74654 70030400	Measure M - Highway 101	14,833,396.67	592,173.20	0.00	15,425,569.87
74655 70030500	Hwy 101 2008 Bonds DS	0.00	0.00	0.00	0.00
74656 70030600	Hwy 101 2008 Bonds Res	0.00	0.00	0.00	0.00
74657 70030700	Hwy 101 2011 Bonds Res	0.00	0.00	0.00	0.00
74658 70030800	Hwy 101 2011 Bonds Issu	0.00	0.00	0.00	0.00
74659 70030900	Hwy 101 2011 Bonds DS	0.00	0.00	0.00	0.00
74660 70031000	Measure M - Transit	274,950.10	283,760.22	0.00	558,710.32
74661 70031100	Measure M-Passenger Rail	2,204,497.15	141,880.11	0.00	2,346,377.26
74662 70031200	Passenger Rail 2011 Res	0.00	0.00	0.00	0.00
74663 70031300	Passenger Rail 2011 Iss	0.00	0.00	0.00	0.00
74664 70031400	Passenger Rail 2011 DS	0.00	0.00	0.00	0.00
74665 70031500	Measure M-Bicycle/Pede	4,902,767.03	107,094.08	0.00	5,009,861.11
74666 70031600	Hwy 101 2015A Bond DS	0.00	0.00	0.00	0.00
74667 70031700	Hwy 101 2015A Bond Issue	0.00	0.00	0.00	0.00
74668 70031800	Hwy 101 2015B Bond DS	0.00	0.00	0.00	0.00
74669 70031900	Hwy 101 2015B Bond Issue	0.00	0.00	0.00	0.00
74701 66090100	SC Public Safety Consort	0.00	0.00	0.00	0.00
74702 66090200	SCPSC - Replacement	0.00	0.00	0.00	0.00
74751 66150100	Renewal Enterprise Distr	308,919.49	(12,872.00)	0.00	296,047.49
74805 72010100	Sonoma County Library	15,724,851.80	(1,808,718.61)	0.00	13,916,133.19
74807 72017001	Administration	18,925,145.77	66,747.18	0.00	18,991,892.95
74810 72012001	Misc Gifts and Donations	1,309,820.13	2,532.66	0.00	1,312,352.79
74815 72013001	Bequests	3,307,144.24	0.00	0.00	3,307,144.24
74820 72014001	Wine Library	7,363.57	0.00	0.00	7,363.57
74825 72015001	Donations For Materials	15,854.79	0.00	0.00	15,854.79
74830 72016001	David Charles Johnston E	527,059.40	0.00	0.00	527,059.40



Sonoma County Fund Summary Report

8/1/2024 through 8/31/2024


Fund Number	Fund Name	Beginning Balance	Total Debits	Total Credits	Ending Balance
74835 72016002	Nat'l Endwmt-Humanities	8,230.24	0.00	0.00	8,230.24
74840 72018100	Permanent Roseland Reg Library	4,705.18	0.00	0.00	4,705.18
76111 65010100	Cloverdale Hospital Dist	0.00	110.41	0.00	110.41
76151 71010100	Forestville Water Dist	0.00	464.84	0.00	464.84
76152 71010200	Forestville Water-Sanit	0.00	0.00	0.00	0.00
76153 71010300	Forestville Water Distr	0.00	0.00	0.00	0.00
76201 71020100	North Marin Water Bonds	0.00	0.00	0.00	0.00
76251 71050100	Sonoma Mountain Water Di	0.00	19.70	0.00	19.70
76301 71080100	Valley of the Moon Water	0.00	0.00	0.00	0.00
76351 71090600	Windsor Wtr-Sewer Cap	168,027.83	0.00	0.00	168,027.83
76352 71090200	Windsor Wtr-Sewer 63 Bd	0.00	0.00	0.00	0.00
76353 71090300	Windsor Wtr-Sewer 78 Bd	0.00	0.00	0.00	0.00
76354 71090400	Windsor Wtr-Sewer Imp #1	0.00	0.00	0.00	0.00
76355 71090500	Windsor Wtr-Sewer Imp #2	0.00	0.00	0.00	0.00
76356 71090700	Windsor Wtr-Water Cap	2,366.63	0.00	0.00	2,366.63
76357 71090100	Windsor Wtr-Recreation	85,102.42	0.00	0.00	85,102.42
76401 71100100	Petaluma Valley GSA	652,815.26	(153,605.49)	0.00	499,209.77
76451 71110100	Sonoma Valley GSA	753,999.56	(166,523.96)	0.00	587,475.60
76501 71120100	Santa Rosa Plain GSA	708,699.39	(188,682.86)	0.00	520,016.53
76701 71040100	Russian River Water Dist	192,417.94	(105,189.06)	0.00	87,228.88
76702 71040200	Russian Rvr Wtr-Cap Imp	597,401.92	(2,613.90)	0.00	594,788.02
76703 71040300	Russian Rv Wtr-Restr Fee	12,649.76	0.00	0.00	12,649.76
76704 71040400	Russian Rvr Wtr-Constr	(46,801.89)	0.00	0.00	(46,801.89)
76751 71060100	Sweetwater Spr. Wtr Dist	117,043.26	(75,000.00)	0.00	42,043.26
76752 71060200	SweetWtr Spr Wtr-Blding	50,850.00	0.00	0.00	50,850.00
76753 71060300	SweetWtr Spr Wtr-Op Res	703,986.00	200,708.00	0.00	904,694.00
76754 71060400	SWSWD - Fed. Loan Reprmnt	0.00	0.00	0.00	0.00
76755 71060500	SWSWD - In-house Constr	0.00	0.00	0.00	0.00
76756 71060600	SWSWD - Capital Impr Rsv	1,177,330.37	(176,531.34)	0.00	1,000,799.03



Sonoma County Fund Summary Report

8/1/2024 through 8/31/2024

Fund Number	Fund Name	Beginning Balance	Total Debits	Total Credits	Ending Balance
76757 71060700	SWSWD-ST DWR Loan E58330	3,920.00	0.00	0.00	3,920.00
76758 71060800	SWSWD-ST DWR Rsrv E58330	517.50	(105.00)	0.00	412.50
76759 71060900	SWSWD-ST DWR Loan E58340	0.00	0.00	0.00	0.00
76760 71061000	SWSWD-ST DWR Rsrv E58340	0.00	0.00	0.00	0.00
76761 71061100	SWSWD - Fed. Constr Proj	0.00	0.00	0.00	0.00
76762 71061200	SWSWD-Private Plcmtnt Fnd	911,676.32	(383,782.81)	0.00	527,893.51
76801 71070100	Timber Cove Water Distr	0.00	0.00	0.00	0.00
76802 71070200	Timber Cove WD-94A Bonds	0.00	0.00	0.00	0.00
76803 71070300	Timber Cove WD-94B Bonds	453.49	0.00	0.00	453.49
76804 71070400	Timber Cove WD-94B Res	33,309.69	0.00	0.00	33,309.69
76805 71070500	Timber Cove WD-94B DS	11,348.48	0.00	0.00	11,348.48
76851 71030100	Rains Creek Water Distr	76,130.59	(7,129.65)	0.00	69,000.94
76852 71030200	Rains Crk-ST DWR E58237	211.63	0.00	0.00	211.63
76853 71030300	Rains Crk-ST DWR E58238	76,706.50	0.00	0.00	76,706.50
76901 62010100	Bodega Bay Public Utility	0.00	1,261.83	0.00	1,261.83
76951 65030100	Palm Drive HCD-GO Bonds	323,455.57	(295,644.97)	0.00	27,810.60
76952 65030200	Palm Drive HCD-Parcel Tx	0.00	0.00	0.00	0.00
77001 65040100	Sonoma Vly Health Care	0.00	0.00	0.00	0.00
77002 65040200	Sonoma Valley HCD-GO Bd	0.00	6,529.88	0.00	6,529.88
77051 65020100	N Sonoma Cty Hospital	0.00	0.00	0.00	0.00
77101 62030100	Graton CSD - Sanitation	330,439.11	(144,786.96)	0.00	185,652.15
77102 62030200	Graton CSD-Sanitation Bd	0.00	0.00	0.00	0.00
77103 62030300	Graton CSD-Sanitation Co	669,788.13	0.00	0.00	669,788.13
77104 62030400	Graton CSD-Town Square Proj	5,455.48	(3,762.50)	0.00	1,692.98
77301 66120100	NSCAPCD - Operations	1,028,929.82	124,547.92	0.00	1,153,477.74
77302 66120200	NSCAPCD - VPMP	636,824.88	(624.36)	0.00	636,200.52
77303 66120300	NSCAPCD - DMV Moyer	900,502.38	0.00	0.00	900,502.38
77304 66120400	NSCAPCD - Carl Moyer	165,662.06	0.00	0.00	165,662.06
77305 66120500	NSCAPCD - GAMP	358,460.57	(90,201.61)	0.00	268,258.96



Sonoma County Fund Summary Report

8/1/2024 through 8/31/2024


Fund Number	Fund Name	Beginning Balance	Total Debits	Total Credits	Ending Balance
77306 66120600	NSCAPCD - CPF	62,644.86	(4,770.71)	0.00	57,874.15
77307 66120700	NSCAPCD - Farmer	1,937,253.17	(335,596.44)	0.00	1,601,656.73
77308 66120800	NSCAPCD-Building	129,296.60	(64,055.51)	0.00	65,241.09
78101 66110100	SCWMA - Wood Waste	0.00	0.00	0.00	0.00
78102 66110200	SCWMA - Yard Debris	0.00	0.00	0.00	0.00
78103 66110300	ZW - Organics Reserve	2,826,589.75	0.00	0.00	2,826,589.75
78104 66110400	ZW - Household Waste	574,246.20	465,612.35	0.00	1,039,858.55
78105 66110500	SCWMA-HHW Facility Res	0.00	0.00	0.00	0.00
78106 66110600	SCWMA-HHW Operating Res	0.00	0.00	0.00	0.00
78107 66110700	SCWMA - Education	0.00	0.00	0.00	0.00
78108 66110800	SCWMA - Planning	0.00	0.00	0.00	0.00
78109 66110900	ZW - Contingency Fund	1,450,585.06	(7,151.19)	0.00	1,443,433.87
78110 66111000	Education & Outreach	1,975,239.38	65,416.56	0.00	2,040,655.94
78111 66111100	Organics	(65,638.41)	1,384,477.96	0.00	1,318,839.55
78112 66111200	Unfunded Pension Liab Rs	705,684.70	0.00	0.00	705,684.70
78113 66111300	Debt Servicing Reserve	1,280,287.92	0.00	0.00	1,280,287.92
78351 70040100	SMART - Capital	91,391,913.80	0.00	0.00	91,391,913.80
78352 70040200	SMART-2011 Bond Issuance	0.00	0.00	0.00	0.00
78353 70040300	SMART-2011 Bond Reserve	0.00	0.00	0.00	0.00
78354 70040400	SMART - FSA	(0.01)	0.00	0.00	(0.01)
78355 70040500	SMART - Operations	0.00	0.00	0.00	0.00
78356 70040600	2011 Bond DS Principal	0.00	0.00	0.00	0.00
78357 70040700	2011 Bond DS Interest	0.00	0.00	0.00	0.00
78358 70040800	SMART 2020 Bond Principa	6,828,470.26	1,298,333.33	0.00	8,126,803.59
78359 70040900	SMART 2020 Bond Interest	566,832.44	110,342.99	662,057.95	15,117.48
78401 66060100	REDCOM	840,302.20	(71,719.88)	0.00	768,582.32
78402 66060200	REDCOM - MDC Replacement	460,374.54	0.00	0.00	460,374.54
78451 66090100	SC Public Safety Consort	(235,174.20)	(31,209.30)	0.00	(266,383.50)
78452 66090200	SCPSC - Replacement	3,412,703.32	(208,444.01)	0.00	3,204,259.31



Sonoma County Fund Summary Report

8/1/2024 through 8/31/2024

Fund Number	Fund Name	Beginning Balance	Total Debits	Total Credits	Ending Balance
79321 79200101	So County Library GWRP	0.00	0.00	0.00	0.00
81115 80020400	DNA Identification Trust	1,691.72	41,392.29	0.00	43,084.01
81120 80020500	Cloverdale ST DWR DS	581.00	0.00	0.00	581.00
81125 80020600	Public Safety Augmentat	17,409.37	0.00	0.00	17,409.37
81130 80020700	Sea Ranch Developer Fees	0.00	0.00	0.00	0.00
81135 80020800	Clearing Trust	0.00	0.00	0.00	0.00
81140 80020900	Local Transp/MTC Trust	47,565,455.94	2,443,204.16	0.00	50,008,660.10
81145 80021200	Judicial CL Trust	462,730.05	(12,731.47)	0.00	449,998.58
81150 80030100	Parking Citation Trust	169,305.10	3,683.00	0.00	172,988.10
81155 80040400	Insurance Prem Clearing	(21,023.04)	(643.31)	0.00	(21,666.35)
81160 80040500	AUD Vendor CL	0.00	0.00	0.00	0.00
81165 80040600	DSA Retiree Medical TR	0.00	0.00	0.00	0.00
81170 80040700	Dependent Care Admin	0.00	0.00	0.00	0.00
81175 80040800	HRA Contributions	0.00	0.00	0.00	0.00
81180 80040900	Health Care Reimburse	0.00	0.00	0.00	0.00
81185 80054600	Mendo Co School Svc Ad	0.00	0.00	0.00	0.00
81190 80053900	Napa Co School Svc Admin	0.00	207.18	0.00	207.18
81195 80053600	Marin Co School Svc Admi	0.00	0.00	0.00	0.00
81200 80051300	Shoreline JT Unif 2009 Bond	0.00	995.02	0.00	995.02
81201 80051301	Shoreline Unif 2018 Bond	0.00	971.21	0.00	971.21
81205 80051400	Sales/Use Tax Comp Fund	0.00	0.00	0.00	0.00
81210 80051500	VLF Compensation Fund	0.00	0.00	0.00	0.00
81215 80051600	SCIP - 2007-1	0.00	0.00	0.00	0.00
81220 80051700	Education Rev Aug Trust	0.00	330,990.70	0.00	330,990.70
81225 80054200	Windsor Tax Coll Trust	0.00	15,392.55	0.00	15,392.55
81230 80051900	Petaluma Tax Coll Trust	0.00	34,117.96	0.00	34,117.96
81235 80052000	Sonoma Tax Coll Trust	0.00	11,369.24	0.00	11,369.24
81240 80052100	Santa Rosa Tax Coll Trus	0.00	82,538.87	0.00	82,538.87
81245 80052200	Cloverdale Tax Coll Trus	0.00	8,081.11	0.00	8,081.11



Sonoma County Fund Summary Report

8/1/2024 through 8/31/2024


Fund Number	Fund Name	Beginning Balance	Total Debits	Total Credits	Ending Balance
81250 80052300	Healdsburg Tax Coll Trus	0.00	10,870.05	0.00	10,870.05
81255 80052400	Rohnert Park Tax Coll Tr	(19.71)	19,431.74	0.00	19,412.03
81260 80052500	Cotati Tax Coll Trust	0.00	3,800.94	0.00	3,800.94
81265 80052600	Intercounty Tax CL Trust	1,375.00	0.00	0.00	1,375.00
81270 80052700	Delinquent Tax Trust	237,699.29	0.00	0.00	237,699.29
81275 80070900	Tax Redemptions-Coll	(0.04)	0.00	0.00	(0.04)
81280 80071000	Unapp Unsecured-Coll	661,175.94	26,733,386.46	0.00	27,394,562.40
81285 80071300	Unapp Secured-Coll	1,915,473.18	1,622,090.78	0.00	3,537,563.96
81290 80071400	Unapp CY Supp SB813-Coll	3,594,398.06	(1,511,641.79)	0.00	2,082,756.27
81295 80071600	Unapp PY Supp SB813-Coll	28,977.56	0.00	0.00	28,977.56
81300 80060600	PFA Clean Fund - 20 Year	0.00	0.00	0.00	0.00
81305 80070800	Central Collections Tax	34,001.12	3,988.62	0.00	37,989.74
81310 80080300	Estate of Deceased Trust	83,911.24	0.00	0.00	83,911.24
81315 80080400	Unclaimed Deceased Trust	146,007.76	(58,042.93)	0.00	87,964.83
81316 80080500	Coroner Unclaimed Deceas	10,212.85	372.36	0.00	10,585.21
81320 80100300	Recorder Clearing Trust	455,896.60	10,139.49	0.00	466,036.09
81325 80110300	County Counsel Trust	0.00	0.00	0.00	0.00
81330 80120400	BLD ALC Analysis Clear	275,630.75	9,766.81	0.00	285,397.56
81335 80120500	DA Forfeiture Trust	171,450.81	(38,574.00)	0.00	132,876.81
81340 80120600	Criminalistics Lab Clear	112.08	0.00	0.00	112.08
81345 80140400	Public Health Clearing	49,277.29	10,248.15	0.00	59,525.44
81350 80140500	Children & Families Clr	0.00	0.00	0.00	0.00
81355 80140600	MAA/TCM CBO Trust	26,299.99	0.00	0.00	26,299.99
81360 80150100	PSRW Trust	0.00	0.00	0.00	0.00
81365 80150200	Health Benefits Clearing	(350,883.26)	2,738.71	0.00	(348,144.55)
81370 80150300	Life Insurance Clearing	1,361,102.98	(88,087.64)	0.00	1,273,015.34
81375 80150400	Medical Retiree Clearing	0.00	0.00	0.00	0.00
81380 80160400	Social Service Trust	16,951.54	3,641.95	0.00	20,593.49
81385 80160500	Welfare Abatement Trust	97,491.08	(7,431.27)	0.00	90,059.81



Sonoma County Fund Summary Report

8/1/2024 through 8/31/2024


Fund Number	Fund Name	Beginning Balance	Total Debits	Total Credits	Ending Balance
81390 80160600	Dependent Child Trust	7,784.25	6,718.00	0.00	14,502.25
81395 80160700	Welfare Advances Trust	0.00	0.00	0.00	0.00
81400 80160800	Food Stamp Program Trust	1,050,447.58	23,170.34	0.00	1,073,617.92
81405 80160900	Redwood Children's Ctr	0.00	0.00	0.00	0.00
81410 80272000	CMSP Trust	265,956,041.64	0.00	24,061,293.21	241,894,748.43
81415 80180400	Probation Officer Clear	28,802.38	(808.01)	0.00	27,994.37
81420 80200300	Buildings / Grounds Clr	0.00	0.00	0.00	0.00
81425 80230100	Employee Retirement TR	0.00	0.00	0.00	0.00
81430 80220600	Sheriff's Civil Trust	155,423.70	228,190.81	67,894.85	315,719.66
81431 80220700	Inmate Fund Account	0.00	0.00	0.00	0.00
81435 80260300	Muni CT Daily Deposit TR	535,561.65	77,638.05	0.00	613,199.70
81440 80260400	Muni CT Bail Trust	0.00	0.00	0.00	0.00
81445 80272800	First 5 Sonoma County	4,118,953.43	18,152.27	3,500,000.00	637,105.70
81450 80054700	SERAF	0.00	0.00	0.00	0.00
81455 80060700	PFA-Hannon Fund-10 Year	50,749.26	0.00	44,505.70	6,243.56
81460 80054800	CFD1501 University Dist	0.00	0.00	0.00	0.00
81465 80100400	Building Homes and Jobs	179,200.00	203,560.00	0.00	382,760.00
81470 80021800	2017Fire-DebriRemvl Ins	96,658,298.91	(32,200.94)	0.00	96,626,097.97
81471 80021900	2020 Fires PPDR Ins Coll	1,688,892.82	0.00	0.00	1,688,892.82
81475 80054900	SCIP AD16-02 Kawana Mead	0.00	0.00	0.00	0.00
81480 80055000	SCIP AD16-03 Paseo Vista	0.00	0.00	0.00	0.00
81481 80055100	CSCDA SCIP AD19-01 Kessi	0.00	0.00	0.00	0.00
81482 80055200	CSCDA SCIP AD20-01 NB	0.00	0.00	0.00	0.00
81483 80055300	CSCDA SCIP AD21-01 CASA GRANDE	0.00	0.00	0.00	0.00
81485 80040110	EE VacationSavEvenYr	14,198.81	(1,435.95)	0.00	12,762.86
81490 80040120	EE VacationSavOddYr	0.00	0.00	0.00	0.00
81495 80010500	Parks Measure M Clearing	902,151.50	909,811.51	0.00	1,811,963.01
81496 80010600	Parks Measure M Cities	450,399.46	454,223.74	0.00	904,623.20



Sonoma County Fund Summary Report

8/1/2024 through 8/31/2024


Fund Number	Fund Name	Beginning Balance	Total Debits	Total Credits	Ending Balance
81505 80080200	Interest Clearing Trust	(21,768,895.11)	15,894,420.68	(239,944.67)	(5,634,529.76)
81605 80050900	Tax Resource Trust	(28,681,063.06)	0.00	0.00	(28,681,063.06)
81705 80280100	SCL Flexible Spending	0.00	0.00	0.00	0.00
81710 80280200	SCL Flexible SpendingOld	0.00	0.00	0.00	0.00
82105 80010100	Canon Manor Developer	170,678.43	0.00	0.00	170,678.43
82110 80020300	Graton Rancheria Mit TR	0.00	0.00	0.00	0.00
82115 80040100	HRA Contributions	0.00	0.00	0.00	0.00
82120 80040200	LT Disability Clearng TR	0.00	0.00	0.00	0.00
82125 80040300	Housing Assistance Progr	1,533,815.48	16,535.37	0.00	1,550,350.85
82130 80050100	Business Appeals Impound	0.00	0.00	0.00	0.00
82135 80050200	Windsor Redevelopment TR	2,685,842.97	0.00	329,875.00	2,355,967.97
82140 80050300	Tax Loss Reserve Trust	27,298,404.87	40,412.10	0.00	27,338,816.97
82145 80050400	Auditors Tax Clearing TR	1,334,924.67	(660,071.48)	0.00	674,853.19
82150 80050500	Geothermal Impound Trust	0.00	0.00	0.00	0.00
82155 80050600	Sebastopol Tax Coll TR	0.00	5,325.85	0.00	5,325.85
82160 80050700	Town of Windsor Trust	3,113,792.13	0.00	0.00	3,113,792.13
82165 80050800	City of Sebastopol Trust	0.00	0.00	0.00	0.00
82170 80070100	Tax Collector Trust	(3,732.48)	0.00	0.00	(3,732.48)
82171 80071800	Mobile Home Deposit Tr	153,461.85	10,171.43	0.00	163,633.28
82174 80071900	Lot Line Adjustment Tr	1,007,907.00	151,300.00	0.00	1,159,207.00
82175 80070200	Subdivision Tax Trust	747,373.41	59,300.00	0.00	806,673.41
82179 80071700	TOT-BIA Clearing Trust	1,697,720.91	(1,416,967.14)	0.00	280,753.77
82180 80070300	1911 Clearing Trust	57,302.41	0.00	0.00	57,302.41
82185 80070400	Collection Officers TR	23,559.71	0.00	0.00	23,559.71
82190 80070500	Redemption Officers TR	6,174,994.40	2,295,416.80	0.00	8,470,411.20
82195 80070600	Transitional Tax Coll TR	2,590,867.52	(71,341.44)	0.00	2,519,526.08
82196 80072000	Central Coll Clearing Tr	403.66	0.00	0.00	403.66
82200 80070700	Spec Assess Inv Earn TR	0.00	0.00	0.00	0.00
82205 80080100	Treasurer Holding Trust	12,325.34	0.00	0.00	12,325.34



Sonoma County Fund Summary Report

8/1/2024 through 8/31/2024


Fund Number	Fund Name	Beginning Balance	Total Debits	Total Credits	Ending Balance
82210 80090100	Agricultural Comm Trust	60,514.02	1,311.53	0.00	61,825.55
82215 80100100	Domestic Violence Trust	0.00	0.00	0.00	0.00
82220 80100200	Viacom Defense Fund	0.00	0.00	0.00	0.00
82225 80110100	County Counsel I/B Dep	0.00	0.00	0.00	0.00
82230 80110200	ERAF Litigation Trust	0.00	0.00	0.00	0.00
82235 80120100	DA Donation Trust	10,029.05	0.00	0.00	10,029.05
82240 80120200	Victim Assistance Trust	50,435.96	0.00	0.00	50,435.96
82245 80120300	JP Revolving Fund	0.00	0.00	0.00	0.00
82250 80130100	State Disaster Assistanc	0.00	0.00	0.00	0.00
82255 80140100	Public Health Restricted	4,000.00	0.00	0.00	4,000.00
82260 80140200	Mental Health Restricted	0.00	0.00	0.00	0.00
82265 80140300	Mental Hlth Crisis Resp	0.00	0.00	0.00	0.00
82270 80160100	Welfare Restrictions TR	18,895.00	0.00	0.00	18,895.00
82275 80160200	PA/PG/PC Trust	1,238,347.03	0.00	0.00	1,238,347.03
82280 80160300	Gain Grant Diversion	0.00	0.00	0.00	0.00
82285 80270100	NBCLS Equip. Replacemnt	0.00	0.00	0.00	0.00
82290 80270200	NBCLS Employee Benefits	0.00	0.00	0.00	0.00
82295 80270300	NBCLS Member Libraries	0.00	0.00	0.00	0.00
82300 80270400	Office of Communication	0.00	0.00	0.00	0.00
82305 80270500	Rohnert Park CDA	0.00	0.00	0.00	0.00
82310 80270600	Rohnert Park Investment	42,010,451.85	0.00	0.00	42,010,451.85
82315 80270700	Sonoma Investment Trust	0.00	0.00	0.00	0.00
82320 80270800	Cloverdale Investment	224,441.60	0.00	0.00	224,441.60
82325 80270900	REMIF-Cities Ins Invest	259,438.19	0.00	0.00	259,438.19
82330 80271000	Cotati Investment Trust	1,541.79	0.00	0.00	1,541.79
82335 80271100	Healdsburg Investment	0.00	0.00	0.00	0.00
82340 80271200	Vly Of The Moon Wtr Inv	128,888.84	0.00	0.00	128,888.84
82345 80271300	Forestville Wtr Invest	373,466.50	0.00	0.00	373,466.50
82350 80271400	FVL WD SSZ Conn Fee Inv	24,194.18	0.00	0.00	24,194.18



Sonoma County Fund Summary Report

8/1/2024 through 8/31/2024

Fund Number	Fund Name	Beginning Balance	Total Debits	Total Credits	Ending Balance
82355 80271500	Day of Caring Trust	0.00	0.00	0.00	0.00
82360 80271600	ABAG/Cities Trust	2,211.50	0.00	0.00	2,211.50
82365 80271700	Cloverdale ST DWR Reserv	176,533.07	0.00	0.00	176,533.07
82370 80271800	Roseland 2003 COP-Const	0.00	0.00	0.00	0.00
82375 80271900	Roseland 2003 COP - Res	0.00	0.00	0.00	0.00
82380 80170100	Permitting Trust	0.00	0.00	0.00	0.00
82385 80170200	Strong Motion Instr Clr	0.00	0.00	0.00	0.00
82390 80170300	State Bldg Standard Admn	0.00	0.00	0.00	0.00
82395 80180100	Probation CAMP Trust	0.00	0.00	0.00	0.00
82400 80180200	Probation Officer Trust	0.00	0.00	0.00	0.00
82405 80180300	Probation Restitution TR	494,649.70	(18,162.53)	0.00	476,487.17
82410 80200100	Regional Parks Foundati	37,503.67	2,211.62	0.00	39,715.29
82415 80200200	Sonoma Cty Park Land Acq	1.85	0.00	0.00	1.85
82420 80210100	SRJC Dorm Rev Trust	688,773.73	(3,002.23)	0.00	685,771.50
82425 80210200	SRJC Dorm I&R Trust	0.00	0.00	0.00	0.00
82430 80210300	SRJC Repair/Replace TR	0.00	0.00	0.00	0.00
82435 80210400	SRJC Self Insurance TR	3,012,699.65	1,590,387.32	1,667,787.00	2,935,299.97
82440 80250200	NBWRA Trust	1,092,132.77	(4,660.10)	0.00	1,087,472.67
82445 80220100	Inmates Welfare Trust	1,351,122.89	5,964.36	0.00	1,357,087.25
82450 80220200	Jail Stores Trust	(8,581.40)	26,491.38	0.00	17,909.98
82455 80220300	Sheriff's Trust	36,605.75	5.44	0.00	36,611.19
82460 80220400	Seized Property Trust	742,422.44	(3,323.84)	0.00	739,098.60
82465 80220500	Asset Forfeiture (AB114)	649,783.84	0.00	0.00	649,783.84
82470 80260100	Incorporated Cities TR	55,738.56	203.04	0.00	55,941.60
82475 80260200	Local Crime Prevention	315.75	7,338.17	0.00	7,653.92
82480 80170400	Environmental Doc Fees	0.00	0.00	0.00	0.00
82485 80272600	Sonoma Clean Power Auth	38,289,060.90	0.00	0.00	38,289,060.90
82490 80272700	Palm Dr HCD Invstmt Trst	0.00	0.00	0.00	0.00
82495 64140400	Russian River FPD vol	0.00	0.00	0.00	0.00



Sonoma County Fund Summary Report

8/1/2024 through 8/31/2024


Fund Number	Fund Name	Beginning Balance	Total Debits	Total Credits	Ending Balance
82496 64140500	Russian River FPD Oper	0.00	0.00	0.00	0.00
82505 80190100	PSR - Local Comm Correct	0.00	0.00	0.00	0.00
82510 80190200	PSR-Trial Court Security	0.00	0.00	0.00	0.00
82515 80190300	PSR - DA & PD Fund	0.00	0.00	0.00	0.00
82520 80190400	PSR-Juvenile Justice Fd	0.00	0.00	0.00	0.00
82525 80190500	PSR-Health & Human Svcs	0.00	0.00	0.00	0.00
82530 80190600	PSR-Supp. Law Enf Svcs	0.00	0.00	0.00	0.00
82605 80240101	Fairgrounds - General	969,627.91	(394,316.36)	0.00	575,311.55
82610 80240200	Sonoma County Fair Trust	0.00	0.00	0.00	0.00
82615 80240300	Harvest Fair Trust	0.00	0.00	0.00	0.00
82620 80240400	SC Fair Restricted Trust	0.00	0.00	0.00	0.00
82705 80060100	PFA Loan Fund	0.00	0.00	0.00	0.00
82710 80060200	PFA D/S Fund - 5 Year	0.00	0.00	0.00	0.00
82715 80060300	PFA D/S Fund - 10 Year	196,517.73	(218,271.00)	0.00	(21,753.27)
82720 80060400	PFA D/S Fund - 20 Year	1,561,758.45	(608,653.73)	0.00	953,104.72
82725 80060500	SCEIP Escrow Trust	503,312.48	(4,322.98)	0.00	498,989.50
82750 80061000	CA HERO Program	0.00	0.00	0.00	0.00
82760 80061100	WRCOG Greenworks PACE	283.34	0.00	0.00	283.34
82770 80062000	CalFIRST PACE Program	0.00	0.00	0.00	0.00
82775 80062100	CSCDA Pace Funding	11.03	0.00	0.00	11.03
82780 80063000	GSFA CFD-2014-1 PACE Pr	0.00	0.00	0.00	0.00
82785 80063100	CSCDA E3/FortiFi Pace	6.12	0.00	0.00	6.12
82855 80250100	SCWA Trust	0.00	0.00	0.00	0.00
82860 80250300	SC Water & Wastewtr PFA	0.00	0.00	0.00	0.00
82865 80250400	New Water Managemnt Pr	0.00	0.00	0.00	0.00
82905 80020200	TRAN Repayment Trust	0.00	0.00	0.00	0.00
82915 80021700	Def. Comp. Trust	0.00	0.00	0.00	0.00
82951 80272100	PFA-2013 Constr-USDA	0.00	0.00	0.00	0.00
82952 80272200	PFA - 2013A Bond - USDA	85.72	9,084.63	9,084.63	85.72



Sonoma County Fund Summary Report

8/1/2024 through 8/31/2024


Fund Number	Fund Name	Beginning Balance	Total Debits	Total Credits	Ending Balance
82953 80272300	PFA - 2013B Bond - USDA	20.76	2,189.00	2,189.00	20.76
82954 80272400	PFA - Reserve A - USDA	0.00	0.00	0.00	0.00
82955 80272500	PFA - Reserve B - USDA	0.00	0.00	0.00	0.00
84105 88010100	CASA - Roseland	284,365.27	(36,784.54)	0.00	247,580.73
84110 88010200	CASA - Roseland Debt Svc	615,654.84	0.00	0.00	615,654.84
84115 88010300	CASA-Roseland Une LMIHF	0.00	0.00	0.00	0.00
84205 88020100	CASA - Russian River	637,420.48	(40.79)	0.00	637,379.69
84210 88020200	CASA-Russn Rvr Une LMIHF	0.00	0.00	0.00	0.00
84305 88030100	CASA - Sonoma Valley	321,044.15	(1,016.73)	0.00	320,027.42
84310 88030200	CASA-Sonoma Vly Debt Svc	178,540.03	0.00	0.00	178,540.03
84315 88030300	CASA-Sonoma Vly LMIHF	9,894.82	0.00	0.00	9,894.82
84405 88040100	CASA - Palm Drive HCD	785,317.25	409,051.56	0.00	1,194,368.81
85105 89010100	Roseland Tax App RPTTF	0.00	0.00	0.00	0.00
85110 89010200	Russian River RPTTF	0.00	0.00	0.00	0.00
85115 89010300	Springs Tax App. RPTTF	0.00	0.00	0.00	0.00
85120 89010400	County RPTTF-Merged Proj	233,891.90	99,468.96	0.00	333,360.86
85205 89020100	Cloverdale RPTTF	40,956.86	1,409.94	0.00	42,366.80
85305 89030100	Cotati RPTTF	36,425.64	8,489.10	0.00	44,914.74
85405 89040100	Healdsburg RPTTF	108,379.22	134,322.24	0.00	242,701.46
85505 89050100	Petaluma RPTTF	241,277.41	227,047.91	0.00	468,325.32
85605 89060100	Rohnert Park RPTTF	141,998.62	117,617.64	0.00	259,616.26
85705 89070100	Santa Rosa-Gateway RPTTF	0.00	0.00	0.00	0.00
85710 89070200	Santa Rosa-Pr1-3 Grace R	0.00	0.00	0.00	0.00
85715 89070300	Santa Rosa-So west RPTTF	0.00	0.00	0.00	0.00
85720 89070400	Santa Rosa-Transit RPTTF	0.00	0.00	0.00	0.00
85725 89070500	SR RPTTF-Merged Prjcts	286,040.22	113,827.37	0.00	399,867.59
85805 89080100	Sebastopol RPTTF	0.00	0.00	0.00	0.00
85905 89090100	Sonoma RPTTF	116,066.79	42,085.41	0.00	158,152.20
86005 89100100	Windsor RPTTF	44,948.43	8,558.84	0.00	53,507.27



Sonoma County Fund Summary Report

8/1/2024 through 8/31/2024


Fund Number	Fund Name	Beginning Balance	Total Debits	Total Credits	Ending Balance
86105 89110100	Roseland Asset Distr	0.00	0.00	0.00	0.00
86110 89110200	Russian Rvr Asset Distr	0.00	0.00	0.00	0.00
86115 89110300	Springs Asset Dist. Fund	0.00	0.00	0.00	0.00
86205 89120100	Cloverdale Asset Distr	0.00	0.00	0.00	0.00
86305 89130100	Cotati Asset Dist. Fund	0.00	0.00	0.00	0.00
86405 89140100	Healdsburg Asset Distr	0.00	0.00	0.00	0.00
86505 89150100	Petaluma Asset Distr	0.00	0.00	0.00	0.00
86605 89160100	Rohnert Park Asset Distr	0.00	0.00	0.00	0.00
86705 89170100	SR-Gateway Asset Distr	0.00	0.00	0.00	0.00
86710 89170200	SR-Prj 1-3 Grace Asset	0.00	0.00	0.00	0.00
86715 89170300	SR-SW SR Asset Distr	0.00	0.00	0.00	0.00
86720 89170400	SR-Transit Asset Distr	0.00	0.00	0.00	0.00
86725 89170500	SR-Mrgd Prjcts Asset D	0.00	0.00	0.00	0.00
86805 89180100	Sebastopol Asset Dist	0.00	0.00	0.00	0.00
86905 89190100	Sonoma Asset Dist. Fund	0.00	0.00	0.00	0.00
87005 89200100	Windsor Asset Dist. Fund	0.00	0.00	0.00	0.00
88105 90010101	Alexander UN SDGF	1,467,077.37	(191,270.57)	0.00	1,275,806.80
88110 90010102	Alexander UN SPRV	107,086.34	0.00	0.00	107,086.34
88115 90010103	Alexander UN DMF	8,882.92	0.00	0.00	8,882.92
88120 90010104	Alexander UN CAFE	2,333.22	(2,863.44)	0.00	(530.22)
88125 90010105	Alexander UN CFF	15,603.39	0.00	0.00	15,603.39
88130 90010106	Alexander UN COSR	136,331.70	0.00	0.00	136,331.70
88135 90010107	Alexander Un SR Emp Bene	61,041.91	0.00	0.00	61,041.91
88140 90010108	School Building Bnd Fund	102.83	0.00	0.00	102.83
88205 90010201	Bellevue UN SDGF	11,671,749.58	(2,297,584.54)	0.00	9,374,165.04
88210 90010202	Bellevue UN EL SBB	10,513,437.48	(552,528.54)	0.00	9,960,908.94
88215 90010203	Bellevue UN DMF	4.27	0.00	0.00	4.27
88220 90010204	Bellevue UN CAFE	1,091,616.75	(142,643.29)	0.00	948,973.46
88225 90010205	Bellevue UN CFF	3,496,875.38	(5,962.71)	0.00	3,490,912.67



Sonoma County Fund Summary Report

8/1/2024 through 8/31/2024


Fund Number	Fund Name	Beginning Balance	Total Debits	Total Credits	Ending Balance
88230 90010206	Bellevue UN CSFF	6.40	0.00	0.00	6.40
88235 90010207	Bellevue UN Charter Sch	0.00	0.00	0.00	0.00
88240 90010208	Stony Point Academy CS	0.00	0.00	0.00	0.00
88245 90010209	Stony Point Academy CS	0.00	0.00	0.00	0.00
88250 90010210	Child Development	197,760.11	139,550.45	0.00	337,310.56
88305 90010301	Bennett Valley UN SDGF	2,175,493.17	(762,571.13)	0.00	1,412,922.04
88310 90010302	Bennett Valley UN SBB	0.00	0.00	0.00	0.00
88315 90010303	Bennett Valley UN DMF	0.00	0.00	0.00	0.00
88320 90010304	Bennett Valley UN CAFE	64,865.23	(23,182.74)	0.00	41,682.49
88325 90010305	Bennett Valley UN CFF	6,909.39	0.00	0.00	6,909.39
88330 90010306	Bennett Valley UN FPF	193,476.89	(372.46)	0.00	193,104.43
88335 90010307	Bennet Valley UN FOUND	0.00	0.00	0.00	0.00
88340 90010308	Bennett Valley UN Studen	0.00	0.00	0.00	0.00
88345 90010309	State School Facilities Fund	0.00	0.00	0.00	0.00
88405 90010501	Cinnabar SDGF	1,938,595.99	(87,933.48)	0.00	1,850,662.51
88410 90010502	Cinnabar SPRV	3,431,008.50	(968.60)	0.00	3,430,039.90
88415 90010503	Cinnabar DMF	437.92	0.00	0.00	437.92
88420 90010504	Cinnabar CAFE	5,554.26	11,275.86	0.00	16,830.12
88425 90010505	Cinnabar CHDV	6,032.50	0.00	0.00	6,032.50
88430 90010506	Cinnabar CAPF	25,138.82	3,100.23	0.00	28,239.05
88435 90010507	Cinnabar CSFF	562.82	0.00	0.00	562.82
88440 90010508	Cinnabar CSF	1,356,664.35	(134,770.15)	0.00	1,221,894.20
88445 90010509	Cinnabar Building Fund	0.00	0.00	0.00	0.00
88505 90010901	Dunham SDGF	298,432.54	(153,069.39)	0.00	145,363.15
88510 90010902	Dunham SPRV	171,030.24	0.00	0.00	171,030.24
88515 90010903	Dunham TOF	0.00	0.00	0.00	0.00
88520 90010904	Dunham DMF	1,905.42	(10,355.70)	0.00	(8,450.28)
88525 90010905	Dunham CAFE	43,821.53	(2,844.75)	0.00	40,976.78
88530 90010906	Dunham COSR	6.58	0.00	0.00	6.58



Sonoma County Fund Summary Report

8/1/2024 through 8/31/2024


Fund Number	Fund Name	Beginning Balance	Total Debits	Total Credits	Ending Balance
88535 90010907	Dunham CSFF	22,189.04	0.00	0.00	22,189.04
88540 90010908	Dunham County School Fac	265,310.69	(25,000.00)	0.00	240,310.69
88545 90010909	Dunham CSF	1,669,101.06	(28,503.50)	0.00	1,640,597.56
88605 90011001	Forestville UN SDGF	3,068,118.83	(281,991.14)	0.00	2,786,127.69
88610 90011002	Forestville UN SBB	2,433,827.62	(930,242.56)	0.00	1,503,585.06
88615 90011003	Forestville UN DMF	0.00	0.00	0.00	0.00
88620 90011004	Forestville UN CAFE	46,845.30	2,637.60	0.00	49,482.90
88625 90011005	Forestville UN CFF	2,367.09	0.00	0.00	2,367.09
88630 90011006	Forestville UN COSR	291,772.04	0.00	0.00	291,772.04
88635 90011007	Forestville Charter Acad	218,984.60	(193,086.78)	0.00	25,897.82
88640 90011008	Forestville UN CHDV	0.00	0.00	0.00	0.00
88645 90011009	Forestville UN CSFF	0.00	0.00	0.00	0.00
88705 90011301	Graven. Unif Hillcrest	(436,997.57)	(259,821.85)	0.00	(696,819.42)
88710 90011302	Gravenstein UN SDGF	7,336,008.15	(323,309.99)	0.00	7,012,698.16
88715 90011303	Gravenstein UN SBB	0.04	0.00	0.00	0.04
88720 90011304	Gravenstein UN SPRV	3,412,557.20	0.00	0.00	3,412,557.20
88725 90011305	Gravenstein UN DMF	(21,960.26)	90,088.00	0.00	68,127.74
88730 90011306	Gravenstein UN CAFE	308,462.95	(8,676.29)	0.00	299,786.66
88735 90011307	Gravenstein UN CHDV	234,725.02	(10,565.48)	0.00	224,159.54
88740 90011308	Gravenstein UN CFF	189,464.21	0.00	0.00	189,464.21
88745 90011309	Gravenstein UN COSR	709,147.15	(3,426.00)	0.00	705,721.15
88750 90011310	Gravenstein UN CSFF	125,932.85	0.00	0.00	125,932.85
88755 90011311	Gravenstein UN RIF	0.00	0.00	0.00	0.00
88760 90011312	Gravenstein UN EI Chart	(1,035,611.21)	(456,894.28)	0.00	(1,492,505.49)
88765 90011313	Gravenstn UN SR Emp Ben	570,853.41	0.00	0.00	570,853.41
88805 90011401	Guerneville UN SDGF	2,030,022.77	(171,645.02)	0.00	1,858,377.75
88810 90011402	Guerneville UN Bldg Fund	120,564.47	0.00	0.00	120,564.47
88815 90011403	Guerneville UN SPRV	275,937.51	0.00	0.00	275,937.51
88820 90011404	Guerneville UN DMF	206,657.80	0.00	0.00	206,657.80



Sonoma County Fund Summary Report

8/1/2024 through 8/31/2024


Fund Number	Fund Name	Beginning Balance	Total Debits	Total Credits	Ending Balance
88825 90011405	Guerneville UN CAFE	18,052.64	11,817.63	0.00	29,870.27
88830 90011406	Guerneville UN CFF	467.77	0.00	0.00	467.77
88835 90011407	Guerneville UN COSR	976,390.36	0.00	0.00	976,390.36
88840 90011408	Guerneville UN CSFF	1,239,102.34	0.00	0.00	1,239,102.34
88845 90011409	STEAM II Chartr Gen Fund	6.28	0.00	0.00	6.28
88850 90011410	Charter School Rev Fund	944,631.99	(112,283.40)	0.00	832,348.59
88855 90011411	CA Pacific Sonoma Chartr	385,672.75	93,661.99	375,672.75	103,661.99
88905 90011501	Harmony UN SDGF	1,136,256.93	44,162.46	0.00	1,180,419.39
88910 90011502	Harmony UN EL SBB	4,392,443.34	(101,014.20)	0.00	4,291,429.14
88915 90011503	Harmony UN SPRV	253,586.26	0.00	0.00	253,586.26
88920 90011504	Harmony UN DMF	459.19	(1,508.17)	0.00	(1,048.98)
88925 90011505	Harmony UN CAFE	71,673.32	30,888.31	0.00	102,561.63
88930 90011506	Harmony UN CFF	70,005.17	(2,360.00)	0.00	67,645.17
88935 90011507	Harmony UN COSR	298,764.94	(30,923.19)	0.00	267,841.75
88940 90011508	Harmony UN CSFF	0.00	0.00	0.00	0.00
88945 90011509	Harmony UN CSF	61,375.04	(540,330.23)	0.00	(478,955.19)
88950 90011510	Harmony Pathways CSF-501	219,739.32	(112,160.37)	0.00	107,578.95
88955 90011511	Harmony UN SR Emp Ben	252,303.53	0.00	0.00	252,303.53
89005 90015501	Horicon SDGF	1,093,398.73	(196,980.19)	0.00	896,418.54
89010 90015502	Horicon CAFE	3,536.54	(3,001.59)	0.00	534.95
89015 90015503	Horicon School Building Bond	5,393,336.91	(249,423.88)	0.00	5,143,913.03
89020 90015504	State School Facilities Fund	322,439.22	0.00	0.00	322,439.22
89105 90011901	Kenwood SDGF	2,821,324.76	(249,886.64)	0.00	2,571,438.12
89110 90011902	Kenwood SPRV	266,023.94	0.00	0.00	266,023.94
89115 90011903	Kenwood DMF	33,673.90	0.00	0.00	33,673.90
89120 90011904	Kenwood CAFE	6,395.29	(1,944.27)	0.00	4,451.02
89125 90011905	Kenwood CHDV	4,039.85	(22,027.25)	0.00	(17,987.40)
89130 90011906	Kenwood CAPF	173,992.69	0.00	0.00	173,992.69
89135 90011907	Kenwood COSR	88,506.30	0.00	0.00	88,506.30



Sonoma County Fund Summary Report

8/1/2024 through 8/31/2024

Fund Number	Fund Name	Beginning Balance	Total Debits	Total Credits	Ending Balance
89140 90011908	School Building Bond Fund	5,281,160.88	(1,666,816.31)	0.00	3,614,344.57
89205 90012001	Liberty SDGF	9,016,620.35	(269,973.17)	0.00	8,746,647.18
89210 90012002	Liberty SBB	0.00	0.00	0.00	0.00
89215 90012003	Liberty SPRV	210,341.09	0.00	0.00	210,341.09
89220 90012004	Liberty DMF	0.00	0.00	0.00	0.00
89225 90012005	Liberty CAFE	114,707.52	6,571.70	0.00	121,279.22
89230 90012006	Liberty CFF	31,100.48	0.00	0.00	31,100.48
89235 90012007	Liberty Spec Res-Cap Out	10,884,980.59	16,494.83	0.00	10,901,475.42
89240 90012008	Liberty CSFF	0.70	0.00	0.00	0.70
89245 90012009	Liberty Daycare Prog Ent	0.00	0.00	0.00	0.00
89250 90012010	Liberty CSF	1,350,541.62	(18,861.94)	0.00	1,331,679.68
89255 90012011	CAVA CSF-501	723,857.66	74,328.73	0.00	798,186.39
89260 90012012	STEAM Charter School	0.00	0.00	0.00	0.00
89265 90012013	Liberty Daycare Fund	13,337.71	6,742.70	0.00	20,080.41
89270 90012014	Heartwood Charter School	475,975.10	(19,158.00)	0.00	456,817.10
89275 90012015	Liberty IndependentStudy	129,286.33	(877.00)	0.00	128,409.33
89305 90012101	Mark West UN SDGF	12,686,182.25	1,445,695.37	0.00	14,131,877.62
89310 90012102	Mark West UN Elem SBB	0.00	0.00	0.00	0.00
89315 90012103	Mark West UN SPRV	1,037,966.33	(416.25)	0.00	1,037,550.08
89320 90012104	Mark West UN DMF	0.00	0.00	0.00	0.00
89325 90012105	Mark West UN CAFE	9,541.54	(34,694.91)	0.00	(25,153.37)
89330 90012106	Mark West UN CFF	1,308,508.51	(1,740.76)	0.00	1,306,767.75
89335 90012107	Mark West UN INS	0.00	0.00	0.00	0.00
89340 90012108	Mark West UN CSFF	0.00	0.00	0.00	0.00
89345 90012109	Mark W UN San Mig/Riebli	5,221,443.42	(1,683,407.61)	0.00	3,538,035.81
89350 90012110	Mark West UN CSF-501	0.00	0.00	0.00	0.00
89355 90012111	Mark West Charter 14-15	379,793.09	(29,176.16)	0.00	350,616.93
89360 90012112	Sp Rsrv for Postempl Ben	6,470,078.63	0.00	0.00	6,470,078.63
89365 90012113	Spc Rsv Cap Outlay Projs	1,993,979.54	0.00	0.00	1,993,979.54



Sonoma County Fund Summary Report

8/1/2024 through 8/31/2024


Fund Number	Fund Name	Beginning Balance	Total Debits	Total Credits	Ending Balance
89370 90012114	Mark West Student Activi	0.00	0.00	0.00	0.00
89405 90012301	Monte Rio UN SDGF	1,707,036.93	(122,403.43)	0.00	1,584,633.50
89410 90012302	Monte Rio UN DMF	(9.20)	0.00	0.00	(9.20)
89415 90012303	Monte Rio UN CAFE	62,967.99	(5,829.42)	0.00	57,138.57
89420 90012304	Monte Rio UN CFF	18,068.70	0.00	0.00	18,068.70
89425 90012305	Monte Rio UN COSR	645,252.57	0.00	0.00	645,252.57
89430 90012306	Monte Rio UN CSFF	285,631.30	0.00	0.00	285,631.30
89435 90012307	School Building Bond Fd	1,107,285.96	(40,423.91)	0.00	1,066,862.05
89505 90012201	Montgomery SDGF	1,198,571.66	(63,041.15)	0.00	1,135,530.51
89510 90012202	Montgomery SPRV	194,120.29	0.00	0.00	194,120.29
89515 90012203	Montgomery DMF	107,504.11	0.00	0.00	107,504.11
89605 90012401	Oak Grove UN SDGF	1,894,410.52	(319,004.60)	0.00	1,575,405.92
89610 90012402	Oak Grove UN SBB	2,593,177.09	(9,498.00)	0.00	2,583,679.09
89615 90012403	Oak Grove UN SPRV	0.00	0.00	0.00	0.00
89620 90012404	Oak Grove UN DMF	19,258.78	(15,662.54)	0.00	3,596.24
89625 90012405	Oak Grove UN CAFE	178,879.85	(50,458.28)	0.00	128,421.57
89630 90012406	Oak Grove UN CHDV	15,541.16	3,000.00	0.00	18,541.16
89635 90012407	Oak Grove UN CFF	88,150.81	0.00	0.00	88,150.81
89640 90012408	Oak Grove UN COSR	389,274.82	0.00	0.00	389,274.82
89645 90012409	Oak Grove UN CSFF	0.00	0.00	0.00	0.00
89650 90012410	Willowside CS	2,255,217.56	(396,947.84)	0.00	1,858,269.72
89655 90012411	Oak Grove UN CSF-501	0.00	0.00	0.00	0.00
89660 90012412	Pivot Charter School NB	302,536.28	(20,278.15)	0.00	282,258.13
89705 90012501	Old Adobe UN Elem Chart	789,405.17	(530,822.46)	0.00	258,582.71
89710 90012502	Old Adobe UN Miwok Vly	1,556,576.98	(823,230.61)	0.00	733,346.37
89715 90012503	Old Adobe UN Son Mt Elem	1,855,797.90	(1,436,322.65)	0.00	419,475.25
89720 90012504	Old Adobe UN SDGF	3,725,494.08	2,484,523.86	0.00	6,210,017.94
89725 90012505	Old Adobe UN ELEM SBB	0.00	0.00	0.00	0.00
89730 90012506	Old Adobe UN DNF	3,784.58	(3,731.58)	0.00	53.00



Sonoma County Fund Summary Report

8/1/2024 through 8/31/2024


Fund Number	Fund Name	Beginning Balance	Total Debits	Total Credits	Ending Balance
89735 90012507	Old Adobe UN CAFE	596,605.64	(92,780.84)	0.00	503,824.80
89740 90012508	Old Adobe UN CHDV	169,632.86	(3,437.30)	0.00	166,195.56
89745 90012509	Old Adobe UN CFF	954,667.41	0.00	0.00	954,667.41
89750 90012510	Old Adobe UN COSR	329,493.53	(3,545.36)	0.00	325,948.17
89755 90012511	Old Adobe UN CSFF	8,790.52	0.00	0.00	8,790.52
89760 90012512	Loma Vista Charter	2,998,179.88	(2,108,974.87)	0.00	889,205.01
89765 90012513	School Building Bond Fd	17,490,942.15	(86,890.30)	0.00	17,404,051.85
89805 90012701	Piner-Olivet UN Olivet	2,755,357.15	(93,357.39)	0.00	2,661,999.76
89810 90012702	Piner-Olivet UN Schaefer	2,432,452.35	(98,621.25)	0.00	2,333,831.10
89815 90012703	Piner-Olivet UN SDGF	4,579,772.20	(592,003.87)	0.00	3,987,768.33
89820 90012704	Piner-Olivet UN Elem SBB	6,823,695.76	(1,974,682.66)	0.00	4,849,013.10
89825 90012705	Piner-Olivet UN SPRV	526,605.70	0.00	0.00	526,605.70
89830 90012706	Piner-Olivet UN DMF	138,142.01	0.00	0.00	138,142.01
89835 90012707	Piner-Olivet UN CAFE	68,313.72	143,033.93	0.00	211,347.65
89840 90012708	Piner-Olivet UN CAPF	1,068,337.93	4,709.15	0.00	1,073,047.08
89845 90012709	Piner-Olivet UN CSFF	0.00	0.00	0.00	0.00
89850 90012710	Piner-Olivet UN CSF	0.00	0.00	0.00	0.00
89855 90012711	Piner-Olivet Charter H	1,524,713.89	(46,260.06)	0.00	1,478,453.83
89860 90012712	Piner-Olivet UN SSB	0.00	0.00	0.00	0.00
89865 90012713	Sp Res for Postempl Bene	1,213,358.94	0.00	0.00	1,213,358.94
89870 90012714	Piner-Olivet Charter Sch	1,615,312.88	(86,232.32)	0.00	1,529,080.56
89905 90011801	Kashia SDGF	1,468,988.40	(36,129.58)	0.00	1,432,858.82
89910 90011802	Kashia COSR	1,000.45	0.00	0.00	1,000.45
89915 90011803	Kashia DMF	0.00	0.00	0.00	0.00
90005 90013001	Rincon Vly-Binkley CSF	1,893,303.35	(395,296.62)	0.00	1,498,006.73
90010 90013002	Rincon Vly-Village Elem	1,811,551.90	(197,617.41)	0.00	1,613,934.49
90015 90013003	Rincon Valley-Whited CSF	1,786,197.40	(265,990.95)	0.00	1,520,206.45
90020 90013004	Rincon Valley UN SDGF	8,267,558.72	(3,661,860.97)	0.00	4,605,697.75
90025 90013005	Rincon Vly UN Elem SBB	34,721,594.62	(780,313.66)	0.00	33,941,280.96



Sonoma County Fund Summary Report

8/1/2024 through 8/31/2024


Fund Number	Fund Name	Beginning Balance	Total Debits	Total Credits	Ending Balance
90030 90013006	Rincon Valley UN DMF	0.00	0.00	0.00	0.00
90035 90013007	Rincon Valley UN CAFE	2,422,137.30	(127,985.53)	0.00	2,294,151.77
90040 90013008	Rincon Valley UN CHDV	1,368,907.54	250,877.02	0.00	1,619,784.56
90045 90013009	Rincon Valley UN CFF	143,905.73	7,982.10	0.00	151,887.83
90050 90013010	Rincon Valley UN COSR	1,725,921.83	(4,317.48)	0.00	1,721,604.35
90055 90013011	Rincon Valley UN CSF	1,869,003.23	(381,144.11)	0.00	1,487,859.12
90060 90013012	Rincon Valley Charter	1,220,474.23	(131,344.44)	0.00	1,089,129.79
90070 90013014	Rincon Valley-State Sch	1,492.22	0.00	0.00	1,492.22
90105 90015601	Roseland SDGF	16,996,989.23	(3,042,765.25)	0.00	13,954,223.98
90110 90015602	Roseland Elementary SBB	4,486,937.37	(1,525,363.99)	0.00	2,961,573.38
90115 90015603	Roseland SPRV	659,007.17	0.00	0.00	659,007.17
90120 90015604	Roseland DMF	1,122,747.76	(189,653.36)	0.00	933,094.40
90125 90015605	Roseland CAFE	1,534,865.13	99,379.23	0.00	1,634,244.36
90130 90015606	Roseland CHDV	1,225,432.44	(274,650.00)	0.00	950,782.44
90135 90015607	Roseland COSR	6,365,195.38	0.00	0.00	6,365,195.38
90140 90015608	Roseland CSFF	0.23	0.00	0.00	0.23
90145 90015609	Roseland Tax Repayment	0.00	0.00	0.00	0.00
90150 90015610	Roseland CSF-501	13,615,171.84	949,269.39	0.00	14,564,441.23
90155 90015611	Roseland CAPF	2,488,009.10	0.00	0.00	2,488,009.10
90205 90014201	Sebastopol UN SDGF	3,300,428.34	(971,849.79)	0.00	2,328,578.55
90210 90014202	Sebastopol UN SBB	6,963,491.02	(282,063.30)	0.00	6,681,427.72
90215 90014203	Sebastopol UN SPRV	1,943,129.85	0.00	0.00	1,943,129.85
90220 90014204	Sebastopol UN DMF	91,757.59	0.00	0.00	91,757.59
90225 90014205	Sebastopol UN CAFE	303,437.62	(411.53)	0.00	303,026.09
90230 90014206	Sebastopol UN CHDV	459,791.52	(90,257.87)	0.00	369,533.65
90235 90014207	Sebastopol UN CFF	256,470.96	(5,611.00)	0.00	250,859.96
90240 90014208	Sebastopol UN COSR	621,535.22	(925.00)	0.00	620,610.22
90245 90014209	Sebastopol UN CSF-REACH	0.00	0.00	0.00	0.00
90250 90014210	Sebastopol Indep CSF-501	589,215.36	(95,243.11)	0.00	493,972.25



Sonoma County Fund Summary Report

8/1/2024 through 8/31/2024


Fund Number	Fund Name	Beginning Balance	Total Debits	Total Credits	Ending Balance
90255 90014211	Seb UN-Reach CH Gen Fund	34,424.13	0.00	0.00	34,424.13
90260 90014212	Sebastopol UN CSFF	0.00	0.00	0.00	0.00
90305 90014501	Twin Hills UN SDGF	3,352,134.38	(500,594.02)	0.00	2,851,540.36
90310 90014502	Twin Hills UN SBB	166,321.15	0.00	0.00	166,321.15
90315 90014503	Twin Hills UN SPRV	327,775.54	0.00	0.00	327,775.54
90320 90014504	Twin Hills UN DMF	180,610.92	0.00	0.00	180,610.92
90325 90014505	Twin Hills UN CAFE	19,412.93	37,248.16	0.00	56,661.09
90330 90014506	Twin Hills UN CHDV	139,141.80	(30,092.12)	0.00	109,049.68
90335 90014507	Twin Hills UN CFF	29,730.46	0.00	0.00	29,730.46
90340 90014508	Twin Hills UN COSR	94,777.33	0.00	0.00	94,777.33
90345 90014509	Twin Hills UN CSFF	0.00	0.00	0.00	0.00
90350 90014510	Twin Hills UN CSF	640,086.89	(111,394.79)	0.00	528,692.10
90355 90014511	Twin Hills UN CSF-Sunrid	1,497,110.55	(91,642.15)	0.00	1,405,468.40
90360 90014512	Twin Hills Charter Sch	855,893.91	(107,949.45)	0.00	747,944.46
90365 90014513	Postemployment Benefits	491,614.54	0.00	0.00	491,614.54
90405 90014601	Two Rock UN SDGF	2,511,775.77	(110,147.72)	0.00	2,401,628.05
90410 90014602	Two Rock UN SPRV	231,534.14	(193,689.01)	0.00	37,845.13
90415 90014603	Two Rock UN SPRV	68,497.91	0.00	0.00	68,497.91
90420 90014604	Two Rock UN DMF	12,429.65	0.00	0.00	12,429.65
90425 90014605	Two Rock UN CSFF	0.00	0.00	0.00	0.00
90505 90014801	Waugh SDGF	2,351,531.06	(245,073.16)	0.00	2,106,457.90
90510 90014802	Waugh SPRV	1,014,614.07	0.00	0.00	1,014,614.07
90515 90014803	Waugh DMF	0.00	0.00	0.00	0.00
90520 90014804	Waugh CAFE	31,847.91	7,214.28	0.00	39,062.19
90525 90014805	Waugh CHDV	532,534.15	(12,898.53)	0.00	519,635.62
90530 90014806	Waugh CFF	10,310.20	0.00	0.00	10,310.20
90535 90014807	Waugh COSR	320,693.31	0.00	0.00	320,693.31
90540 90014808	Waugh BCU-CAP	3,914.47	0.00	0.00	3,914.47
90545 90014809	Waugh BCU-DS	12,385.89	0.00	0.00	12,385.89



Sonoma County Fund Summary Report

8/1/2024 through 8/31/2024


Fund Number	Fund Name	Beginning Balance	Total Debits	Total Credits	Ending Balance
90550 90014810	School Building Bond	(0.01)	0.00	0.00	(0.01)
90555 90014811	County School Facilities Fund	150,321.97	(150,675.95)	0.00	(353.98)
90560 90014812	Waugh School Dist Ent Fund	(8,999.61)	(32,938.13)	0.00	(41,937.74)
90605 90015001	West Side UN SDGF	1,176,252.77	(173,824.28)	0.00	1,002,428.49
90610 90015002	West Side UN SPRV	112.40	0.00	0.00	112.40
90615 90015003	West Side UN DMF	0.00	0.00	0.00	0.00
90620 90015004	West Side UN CAFE	0.11	0.00	0.00	0.11
90625 90015005	West Side UN CFF	188,875.80	0.00	0.00	188,875.80
90630 90015006	West Side UN CSFF	0.00	0.00	0.00	0.00
90635 90015007	Building Fund	4,220,179.91	(30,085.00)	0.00	4,190,094.91
90705 90015201	Wilmar UN SDGF	2,007,753.47	(381,040.33)	0.00	1,626,713.14
90710 90015202	Wilmar SD-Building Fund	0.00	0.00	0.00	0.00
90715 90015203	Wilmar UN SPRV	110,890.41	0.00	0.00	110,890.41
90720 90015204	Wilmar UN DMF	135,501.52	0.00	0.00	135,501.52
90725 90015205	Wilmar UN CAFE	46,086.35	(1,053.19)	0.00	45,033.16
90730 90015206	Wilmar UN CFF	176,451.70	0.00	0.00	176,451.70
90735 90015207	Wilmar UN CSFF	216,004.72	0.00	0.00	216,004.72
90740 90015208	Wilmar UN SSB	0.00	0.00	0.00	0.00
90745 90015209	Wilmar UN COSR	0.00	0.00	0.00	0.00
90805 90015301	Windsor Unified SPED	(83,545.64)	(347,722.61)	0.00	(431,268.25)
90810 90015302	Windsor Unified SDGF	11,767,098.84	(4,083,593.90)	0.00	7,683,504.94
90815 90015303	Windsor Unified SBB	801,092.38	0.00	0.00	801,092.38
90820 90015304	Windsor Unified SPRV	739,228.72	0.00	0.00	739,228.72
90825 90015305	Windsor Unified DMF	518,046.00	(48,212.50)	0.00	469,833.50
90830 90015306	Windsor Unified CAFE	927,749.21	253,650.50	0.00	1,181,399.71
90835 90015307	Windsor Unified CFF	1,181,400.32	58,410.66	0.00	1,239,810.98
90840 90015308	Windsor Unified COSR	2,523,808.85	0.00	0.00	2,523,808.85
90845 90015309	Windsor Unified CSFF	88,385.42	0.00	0.00	88,385.42
90850 90015310	Windsor Unified Fund	163,731.38	0.00	0.00	163,731.38



Sonoma County Fund Summary Report

8/1/2024 through 8/31/2024


Fund Number	Fund Name	Beginning Balance	Total Debits	Total Credits	Ending Balance
90855 90015311	Windsor Unified CSF	0.00	0.00	0.00	0.00
90860 90015312	Windsor UN-Gen Fund-CSF	0.00	0.00	0.00	0.00
90865 90015313	Windsor Unified CSF-501	1,034,617.02	(2,607.12)	0.00	1,032,009.90
90870 90015314	Windsor Unified ADED	0.00	0.00	0.00	0.00
90880 90015316	Cali Camecac Charter Sch	6,767,969.58	(443,902.54)	0.00	6,324,067.04
90885 90015317	School Building Bond FD	5,542,878.47	(752,150.70)	2,470,495.74	2,320,232.03
90890 90015318	Windsor Unif Student Act	0.00	0.00	0.00	0.00
90895 90015319	Retiree Benefit Fund - Windsor	0.00	0.00	0.00	0.00
90896 90015320	Windsor Child Development Fund	(91,948.02)	522,059.53	0.00	430,111.51
90905 90015401	Wright SDGF	7,283,678.24	(1,346,445.22)	0.00	5,937,233.02
90910 90015402	Wright SBB	1.61	0.00	0.00	1.61
90915 90015403	Wright SSB	0.00	0.00	0.00	0.00
90920 90015404	Wright SPRV	328,295.13	0.00	0.00	328,295.13
90925 90015405	Wright DMF	12,714.12	0.00	0.00	12,714.12
90930 90015406	Wright CAFE	678,589.34	(55,149.26)	0.00	623,440.08
90935 90015407	Wright CFF	370,339.73	(75,865.50)	0.00	294,474.23
90940 90015408	Wright COSR	150,848.85	109,871.41	0.00	260,720.26
90945 90015409	Wright CSFF	51.87	(51.87)	0.00	0.00
90950 90015410	Wright CSF	4,038,071.33	(88,291.87)	0.00	3,949,779.46
91005 90015101	West So Co UNHigh SPED	(268,855.09)	436,907.41	0.00	168,052.32
91010 90015102	West So Co UN High SDGF	12,369,745.97	(1,858,730.73)	0.00	10,511,015.24
91015 90015103	West So Co UN High SBB	44,763,236.28	(333,012.31)	3,043,024.98	41,387,198.99
91020 90015104	West So Co UN High SPRV	1,555,052.26	276,058.60	0.00	1,831,110.86
91025 90015105	West So Co UN High DMF	114,401.31	0.00	0.00	114,401.31
91030 90015106	West So Co UN High CAFE	615,026.03	(29,642.01)	0.00	585,384.02
91035 90015107	West So Co Un High ADED	0.00	0.00	0.00	0.00
91040 90015108	West So Co UN High CFF	0.00	0.00	0.00	0.00
91045 90015109	West So Co UN High INS	686,368.90	0.00	0.00	686,368.90
91050 90015110	West So Co UN High CSFF	460,263.29	0.00	0.00	460,263.29



Sonoma County Fund Summary Report

8/1/2024 through 8/31/2024

Fund Number	Fund Name	Beginning Balance	Total Debits	Total Credits	Ending Balance
91055 90015111	West So Co UN High FOUND	1,035,697.90	0.00	0.00	1,035,697.90
91060 90015112	West So Co UN High Tax	0.00	0.00	0.00	0.00
91065 90015113	West County Charter Mid	0.00	0.00	0.00	0.00
91105 90013300	Santa Rosa High Vendor	3,620,059.14	11,045,591.06	13,183,917.48	1,481,732.72
91205 90010601	Cloverdale Unified SDGF	4,921,773.05	(671,650.67)	0.00	4,250,122.38
91210 90010602	Cloverdale Unified SBB	1,490,580.89	(49,518.65)	0.00	1,441,062.24
91215 90010603	Cloverdale Unified SPRV	379,707.49	0.00	0.00	379,707.49
91220 90010604	Cloverdale Unified DMF	862,591.12	0.00	0.00	862,591.12
91225 90010605	Cloverdale Unified CAFE	420,252.52	(32,178.19)	0.00	388,074.33
91230 90010606	Cloverdale Unified ADED	0.00	0.00	0.00	0.00
91235 90010607	Cloverdale Unified CHDV	12.95	0.00	0.00	12.95
91240 90010608	Cloverdale Unified CFF	1,509,500.26	4,421.86	0.00	1,513,922.12
91245 90010609	Cloverdale Unified COSR	123.26	0.00	0.00	123.26
91250 90010610	Cloverdale Unified CSFF	1,798,087.73	0.00	0.00	1,798,087.73
91255 90010611	Cloverdale Unified SSB	0.00	0.00	0.00	0.00
91305 90010701	Cotati-Rohnrt Pk UN SDGF	17,043,873.27	(4,351,570.57)	1,231,872.00	11,460,430.70
91310 90010702	Cotati-Rohnert Pk UN SBB	2,359,306.99	(267,814.03)	0.00	2,091,492.96
91315 90010703	Cotati-Rohnrt Pk UN SPRV	3,715,568.97	0.00	0.00	3,715,568.97
91320 90010704	Cotati-Rohnert Pk UN DMF	0.00	0.00	0.00	0.00
91325 90010705	Cotati-Rohnrt Pk UN CAFE	2,534,048.07	(18,764.56)	0.00	2,515,283.51
91330 90010706	Cotati-Rohnert Pk UN CFF	5,449,549.45	(225,711.04)	0.00	5,223,838.41
91335 90010707	Cotati-Rohnrt Pk UN COSR	642,951.40	(23,887.00)	0.00	619,064.40
91340 90010708	Cotati-Rohnrt Pk UN CSFF	0.00	0.00	0.00	0.00
91345 90010709	Cotati-RP UN Credo H CSF	425,406.87	236,851.95	250,000.00	412,258.82
91350 90010710	Acad of Arts & Science	0.00	0.00	0.00	0.00
91355 90010711	Cotati-Rohnrt Park SSB	0.00	0.00	0.00	0.00
91360 90010712	Cotati-Rohnrt Park ADED	0.00	0.00	0.00	0.00
91365 90010713	Cotati-RP Student Activi	0.00	0.00	0.00	0.00
91405 90011601	Healdsburg Unified SDGF	7,982,234.55	(1,586,397.64)	0.00	6,395,836.91



Sonoma County Fund Summary Report

8/1/2024 through 8/31/2024


Fund Number	Fund Name	Beginning Balance	Total Debits	Total Credits	Ending Balance
91410 90011602	Healdsburg Unified SBB	12,435,527.91	(94,791.64)	1,433,881.86	10,906,854.41
91415 90011603	Healdsburg Unified SPRV	4,168,842.05	0.00	0.00	4,168,842.05
91420 90011604	Healdsburg Unified DMF	145,570.82	0.00	0.00	145,570.82
91425 90011605	Healdsburg Unified CAFE	105,308.95	242,114.16	0.00	347,423.11
91430 90011606	Healdsburg Unified CHDV	137,320.84	341,225.00	0.00	478,545.84
91435 90011607	Healdsburg Unified CFF	1,750,717.59	91,165.08	0.00	1,841,882.67
91440 90011608	Healdsburg Unified COSR	6,021,410.25	0.00	0.00	6,021,410.25
91445 90011609	Healdsburg Unified CSFF	7,877,840.57	(2,708,432.05)	1,581,850.84	3,587,557.68
91450 90011610	Healdsburg Unified FOUND	0.00	0.00	0.00	0.00
91455 90011611	Healdsburg Unified CSF	0.00	0.00	0.00	0.00
91460 90011612	Self-Insurance Fund	785,541.78	0.00	0.00	785,541.78
91465 90011613	Healdsburg Unified SSB	0.00	0.00	0.00	0.00
91470 90011614	Healdsburg Unified ADED	0.00	0.00	0.00	0.00
91505 90011201	Geyserville Unified SDGF	1,102,021.82	(461,882.04)	0.00	640,139.78
91510 90011202	Geyserville Unified SBB	7,114,039.91	(70,705.58)	0.00	7,043,334.33
91515 90011203	Geyserville Unified SPRV	533,480.92	0.00	0.00	533,480.92
91520 90011204	Geyserville Unified CAFE	18,445.12	(9,843.21)	0.00	8,601.91
91525 90011205	Geyserville Unified CFF	220,826.94	15,036.00	0.00	235,862.94
91530 90011206	Geyserville Unified COSR	2,087.80	0.00	0.00	2,087.80
91535 90011207	Geyserville Unified CSFF	9,626.09	0.00	0.00	9,626.09
91540 90011208	Geyserville UN FOUND	28,854.01	0.00	0.00	28,854.01
91545 90011209	Geyserville Unified DMF	0.00	0.00	0.00	0.00
91605 90012601	Petaluma City 6th Grd	0.00	0.00	0.00	0.00
91610 90012602	Petaluma City SBB (High)	21,175,329.02	(218,705.08)	0.00	20,956,623.94
91615 90012603	Petaluma City DMF	4,831.16	0.00	0.00	4,831.16
91620 90012604	Petaluma City CAFE	2,311,842.56	(248,390.18)	0.00	2,063,452.38
91625 90012605	Petaluma City ADED	1,991,478.74	(178,612.50)	0.00	1,812,866.24
91630 90012606	Petaluma City CFF (High)	4,259,945.75	(35,963.86)	0.00	4,223,981.89
91635 90012619	Petaluma City SDGF	24,599,318.70	(5,548,154.53)	0.00	19,051,164.17



Sonoma County Fund Summary Report

8/1/2024 through 8/31/2024


Fund Number	Fund Name	Beginning Balance	Total Debits	Total Credits	Ending Balance
91640 90012608	Petaluma CFF (Elem)	1,948,723.10	(15,460.48)	0.00	1,933,262.62
91645 90012609	Petaluma City INS	800,078.19	0.00	0.00	800,078.19
91650 90012610	Petaluma City COSR	569,565.15	(56,153.65)	0.00	513,411.50
91655 90012611	Petaluma CSFF (Elem)	0.00	0.00	0.00	0.00
91660 90012612	Petaluma Cty CSFF (High)	0.00	0.00	0.00	0.00
91665 90012613	Petaluma Cty COSR (High)	311,737.95	(95,256.37)	0.00	216,481.58
91670 90012614	Petaluma City FOUND	1.65	0.00	0.00	1.65
91675 90012615	Petaluma City Enterprise	9,815.60	0.00	0.00	9,815.60
91680 90012616	Petaluma City CSF	0.00	0.00	0.00	0.00
91685 90012617	Petaluma Mary Collins CS	1,427,880.60	(127,091.73)	0.00	1,300,788.87
91690 90012618	Petaluma Live Ok CSF501	1,096,854.04	(214,377.68)	0.00	882,476.36
91691 90012621	Penngrove Charter School	3,554,624.80	(92,155.08)	0.00	3,462,469.72
91692 90012622	Gateway Academy	34.52	0.00	0.00	34.52
91693 90012623	Petaluma City SBB (Elem)	3,434,726.94	(442,485.07)	0.00	2,992,241.87
91694 90012624	Petaluma City SSB (Elem)	0.00	0.00	0.00	0.00
91695 90012625	Petaluma City SSB (High)	0.00	0.00	0.00	0.00
91696 90012626	Petaluma Spec Ed Consort	(3,693,048.52)	70,661.39	0.00	(3,622,387.13)
91697 90012627	Petaluma Acc Chart Schol	1,629,087.85	(23,837.95)	0.00	1,605,249.90
91698 90012628	Dual Lang Imm Acad Charter Sch	0.00	(11,633.59)	0.00	(11,633.59)
91705 90013201	Santa Rosa Rench America	4,175,500.89	(153,505.82)	0.00	4,021,995.07
91710 90013202	Santa Rosa Virtual Chart	8,453,207.53	(208,736.85)	0.00	8,244,470.68
91715 90013203	Santa Rosa Arts Charter	2,014,557.40	(239,189.82)	0.00	1,775,367.58
91720 90013204	Santa Rosa City High SBB	134,378,980.06	(4,533,995.02)	15,803,327.69	114,041,657.35
91725 90013205	Santa Rosa City SPRV	586,671.17	0.00	0.00	586,671.17
91730 90013206	Santa Rosa City Elem SBB	120,057.87	0.00	0.00	120,057.87
91735 90013207	Santa Rosa City VEN CL	0.00	0.00	0.00	0.00
91740 90013208	Santa Rosa City DMF	331,025.91	(13,514.20)	0.00	317,511.71
91745 90013209	Santa Rosa City CAFE	3,717,578.74	1,084,576.49	0.00	4,802,155.23
91750 90013210	Santa Rosa City ADED	0.00	0.00	0.00	0.00



Sonoma County Fund Summary Report

8/1/2024 through 8/31/2024


Fund Number	Fund Name	Beginning Balance	Total Debits	Total Credits	Ending Balance
91755 90013211	Santa Rosa City CHDV	3,512,890.23	(13,018.67)	0.00	3,499,871.56
91760 90013222	Santa Rosa City SDGF	14,327,042.41	(14,805,411.22)	923,079.79	(1,401,448.60)
91765 90013213	Santa Rosa City CAPF	8,961,867.28	(221,050.34)	0.00	8,740,816.94
91770 90013214	Santa Rosa City INS	2,524,637.16	61,166.10	0.00	2,585,803.26
91771 90013226	Santa Rosa City Foundati	175,942.89	0.00	0.00	175,942.89
91775 90013215	Santa Rosa City COSR	4,622,433.05	(76,430.19)	0.00	4,546,002.86
91780 90013216	Santa Rosa City CSFF	81,349.67	(7,630.20)	0.00	73,719.47
91785 90013217	Santa Rosa Cty Tax Repay	0.03	0.00	0.00	0.03
91790 90013218	Santa Rosa City CSF-501	3,857.91	0.00	0.00	3,857.91
91795 90013219	Santa Rosa High-ACC CSF	2,189,258.20	(15,053.79)	0.00	2,174,204.41
91796 90013220	Santa Rosa Kid St CSF501	2,308,035.48	(64,865.00)	0.00	2,243,170.48
91797 90013221	Santa Rosa-Abraxis CSF5	1.58	0.00	0.00	1.58
91798 90013224	Santa Rosa City SBAF	0.00	0.00	0.00	0.00
91799 90013225	Via Esperanza Charter	74.05	0.00	0.00	74.05
91805 90014401	Sonoma Vly Unified SDGF	6,149,744.28	(4,958,501.06)	0.00	1,191,243.22
91810 90014402	Sonoma Vly Unified SBB	11,958,587.59	(984,833.74)	0.00	10,973,753.85
91815 90014403	Sonoma Vly Unified SPRV	0.00	0.00	0.00	0.00
91820 90014404	Sonoma Vly Unified BF-TE	26.09	0.00	0.00	26.09
91825 90014405	Sonoma Vly Unified DMF	334,065.29	0.00	0.00	334,065.29
91830 90014406	Sonoma Vly Unified CAFE	807,465.99	(167,161.16)	0.00	640,304.83
91835 90014407	Sonoma Vly Unified ADED	0.00	0.00	0.00	0.00
91840 90014408	Sonoma Vly Unified CHDV	56,745.83	61,093.84	0.00	117,839.67
91845 90014409	Sonoma Vly Unified CFF	2,084,580.58	42,533.60	0.00	2,127,114.18
91850 90014410	Sonoma Vly Unified INS	0.00	0.00	0.00	0.00
91855 90014411	Sonoma Vly Unified COSR	2,554,619.23	(12,715.37)	0.00	2,541,903.86
91860 90014412	Sonoma Vly Unified CSFF	51,513.72	0.00	0.00	51,513.72
91865 90014413	Sonoma Vly Un Tax Repay	0.00	0.00	0.00	0.00
91870 90014414	Sonoma Vly Unified CSF	0.00	0.00	0.00	0.00
91875 90014415	Son Vly UN-Woodland CSF-	2,053,434.02	(31,703.58)	0.00	2,021,730.44



Sonoma County Fund Summary Report

8/1/2024 through 8/31/2024


Fund Number	Fund Name	Beginning Balance	Total Debits	Total Credits	Ending Balance
91876 90014416	Sonoma Charter School NP	51,869.31	146,063.00	155,000.00	42,932.31
91877 90014417	Foundation Trust Fund	376,602.31	(7,083.32)	0.00	369,518.99
91878 90014418	Special Reserve OPEB	451,238.72	0.00	0.00	451,238.72
91905 90013401	SRJC SDGF	72,898,174.45	(3,541,033.46)	5,081,968.29	64,275,172.70
91910 90013402	SRJC SPRV	9,187,803.38	(1,473,944.91)	4,372,321.05	3,341,537.42
91920 90013404	SRJC CHDV	109,181.05	(108,618.29)	0.00	562.76
91925 90013405	SRJC Vending Fund	0.00	0.00	0.00	0.00
91930 90013406	SRJC FOF	606,686.42	(131,068.20)	0.00	475,618.22
91935 90013407	SRJC Parking	(175,396.60)	(138,901.07)	0.00	(314,297.67)
91940 90013408	SRJC GOBF	0.00	0.00	0.00	0.00
91945 90013409	SRJC RIF	2,704,660.33	(220,270.89)	0.00	2,484,389.44
91950 90013410	SRJC SRFT	210,308.15	6,643.44	0.00	216,951.59
91955 90013411	SRJC DEV	129,961.40	(130,446.05)	0.00	(484.65)
91960 90013412	Measure H GO Bond	61,601,030.84	(1,356,110.16)	0.00	60,244,920.68
91965 90013413	Student Center Fee Fund	76,880.04	657.70	0.00	77,537.74
91970 90013414	SRJC Student Activity Spec Rev	289,518.09	6,599.64	0.00	296,117.73
92005 90011101	Fort Ross SDGF	1,292,838.61	(57,269.19)	0.00	1,235,569.42
92010 90011102	Fort Ross SPRV	0.00	0.00	0.00	0.00
92015 90011103	Fort Ross CFF	28,690.82	0.00	0.00	28,690.82
92020 90011104	Fort Ross DMF	62,367.00	0.00	0.00	62,367.00
92025 90011105	Bond Building Fund	1,973,200.00	0.00	0.00	1,973,200.00
92030 90011106	Fort Ross SRCOP	0.00	0.00	0.00	0.00
92105 90014901	West Cty Trans JPA-SDGF	1,689,347.42	(1,601,569.47)	0.00	87,777.95
92110 90014902	West Cty Transp JPA-PTEF	584,965.29	(522,807.25)	0.00	62,158.04
92115 90014903	West County Transp. COSR	(192,947.08)	(1,952.92)	0.00	(194,900.00)
92205 90013101	River Montessori CSF	213,612.06	78,946.99	200,000.00	92,559.05
92305 90013901	Child Development	(112,643.81)	(10,065.04)	0.00	(122,708.85)
92310 90013902	Benefits Self Insurance	0.00	0.00	0.00	0.00
92315 90013903	School Deferred Maint	3,331,426.39	0.00	0.00	3,331,426.39



Sonoma County Fund Summary Report

8/1/2024 through 8/31/2024


Fund Number	Fund Name	Beginning Balance	Total Debits	Total Credits	Ending Balance
92320 90013904	School Svc-Special Res	1,922,339.99	0.00	0.00	1,922,339.99
92325 90013905	School Service - Admin	64,496,113.68	(5,567,284.82)	0.00	58,928,828.86
92330 90013906	School Svc-CERT PART	0.26	0.00	0.00	0.26
92335 90013907	Schools SSB	1,614,018.91	0.00	0.00	1,614,018.91
92340 90013908	School/College Legl Svcs	(468,541.69)	156,149.83	0.00	(312,391.86)
92345 90013909	SELPA Charter - Wide AU	1,845,947.89	1,095,773.00	0.00	2,941,720.89
92350 90013910	School Service-Special	2,481,618.12	572,792.89	0.00	3,054,411.01
92355 90013911	SELPA Charter	133,545.03	(138,323.04)	0.00	(4,778.01)
92360 90013912	Special Educ-Preschool	0.00	0.00	0.00	0.00
92365 90013913	SELPA-Wide AU	18,421,655.93	786,088.58	0.00	19,207,744.51
92370 90013914	SELPA Program	2,280,094.55	(302,297.68)	0.00	1,977,796.87
92375 90010802	School Svc-SR EMP BEN	1,267,302.40	0.00	0.00	1,267,302.40
92380 90013915	Adult Education Fund	321,321.60	(7,045.14)	0.00	314,276.46
92385 90013916	Retiree Benefit Fid Fund	0.00	0.00	0.00	0.00
92390 90013917	Capital Outlay Projectio	12,339,121.75	(76,077.87)	0.00	12,263,043.88
92405 90014101	Schools Payroll Revolv	1,915,321.42	50,366,088.29	47,461,847.06	4,819,562.65
92505 90010801	County School Building A	1,373.83	0.00	0.00	1,373.83
92605 90013701	School Clearing Trust	9,510.00	1,204,840.20	0.00	1,214,350.20
92705 90014001	School Commerical Revolv	19,668,702.39	66,458,767.37	56,794,087.39	29,333,382.37
92805 90013801	DNP Fund	62,828.62	1,821,077.87	0.00	1,883,906.49
92810 90013802	Voluntary Deductions	682.44	(87.09)	0.00	595.35
92815 90013803	Net Payroll	0.00	0.00	0.00	0.00
92820 90013804	Federal Income Tax	429.14	0.00	0.00	429.14
92825 90013805	State Income Tax	2,819.98	0.00	0.00	2,819.98
92830 90013806	STRS	1,749,798.41	10,803,026.91	0.00	12,552,825.32
92835 90013807	PERS	4,014,140.37	3,025,976.77	0.00	7,040,117.14
92840 90013808	Social Security	2,770.73	0.00	0.00	2,770.73
92845 90013809	Medicare	0.00	0.00	0.00	0.00
92850 90013810	SDI	0.00	0.00	0.00	0.00



Sonoma County Fund Summary Report

8/1/2024 through 8/31/2024


Fund Number	Fund Name	Beginning Balance	Total Debits	Total Credits	Ending Balance
92905 90010401	Central SO Consort Sch	15,156.89	0.00	0.00	15,156.89
93005 90014301	Self Ins DRWD School Ins	13,627,250.24	(533,363.11)	0.00	13,093,887.13
93010 90014302	RESIG-Skylane Facility	686,100.49	(23,466.93)	0.00	662,633.56
93015 90014303	RESIG-General Admin Fund	2,106,858.56	(176,880.63)	0.00	1,929,977.93
93020 90014304	RESIG-SR Employee Bene	338,831.93	0.00	0.00	338,831.93
93025 90014305	RESIG-Vision	14,146.17	4,684.43	0.00	18,830.60
93105 90012901	RESIG Health Insurance	1,362,952.24	4,679,628.01	4,703,570.00	1,339,010.25
93110 90012902	RESIG Dental Fund	4,937,150.45	(62,013.07)	0.00	4,875,137.38
93205 90012801	Property Liability Insur	11,039,437.03	1,923,022.82	0.00	12,962,459.85
93305 90011702	ANALY HI/ELEM AWUF	0.00	0.00	0.00	0.00
93405 90014702	CLOVERDALE UNIF AWUF	0.00	0.00	0.00	0.00
93600 90013601	Waugh CFD #1	11,246.05	(11,246.05)	0.00	0.00
93701 90013585	ALEXANDER VLY ELEM 2018 BONDS	43,927.64	(101.76)	0.00	43,825.88
93705 90013501	BELLEVUE ELEM 1996 BONDS	0.00	0.00	0.00	0.00
93710 90013502	BELLEVUE ELEM 2008 BONDS	498,956.76	7,095.86	0.00	506,052.62
93715 90013503	BELLEVUE ELEM 2008 QSCB	17,002.96	277,534.38	0.00	294,537.34
93716 90013557	BELLEVUE QSCB 08 SINKING	3,282,627.84	(258,627.84)	0.00	3,024,000.00
93717 90013567	BELLEVUE ELEM 2014 BONDS	137,733.19	4,447.18	0.00	142,180.37
93718 90013588	Bellevue Elem 2020 Bonds	802,988.36	8,614.23	0.00	811,602.59
93720 90013504	BENNETT VLY UN 2010 GOB	0.00	0.00	0.00	0.00
93725 90013561	BENNETT VALLEY ELEM 1995	0.00	0.00	0.00	0.00
93730 90013506	BENNETT VALLEY ELEM 2010	180,176.15	1,654.40	0.00	181,830.55
93733 90013572	Cinnabar Elem 2014 Bonds	31,654.62	74.30	0.00	31,728.92
93735 90013507	FORESTVILLE ELEM 2001	524,273.59	505.82	0.00	524,779.41
93740 90013508	FORESTVILLE ELEM 2010	117,190.26	1,597.87	0.00	118,788.13
93741 90013593	FORESTVILLE ELEM 2022 BONDS	34,170.18	(21.40)	0.00	34,148.78
93743 90013597	FORT ROSS ELEM 2024 BONDS	24,084.55	0.00	0.00	24,084.55
93745 90013509	GRAVENSTEIN ELEM 1997	0.00	0.00	0.00	0.00



Sonoma County Fund Summary Report

8/1/2024 through 8/31/2024

Fund Number	Fund Name	Beginning Balance	Total Debits	Total Credits	Ending Balance
93746 90013558	GRAVENSTEIN ELEM 2012	114,291.10	902.35	0.00	115,193.45
93750 90013510	GUERNEVILLE ELEM 2012	138,416.20	785.76	0.00	139,201.96
93751 90013582	Guerneville Elem 2016	137,043.24	829.31	0.00	137,872.55
93755 90013511	HARMONY ELEM 1997 BONDS	0.00	0.00	0.00	0.00
93756 90013586	HARMONY ELEM 2018 BONDS	283,420.89	588.45	0.00	284,009.34
93757 90013598	HARMONY ELEM 2024 BONDS	142,561.25	0.00	0.00	142,561.25
93760 90013512	HORICON ELEM 1996 BONDS	0.00	0.00	0.00	0.00
93761 90013594	Horicon Elem 2022 Bonds	31,980.18	745.75	0.00	32,725.93
93762 90013595	Kenwood Elem 2022 Bonds	139,904.80	54.59	0.00	139,959.39
93765 90013513	LIBERTY ELEM 2004 BONDS	50,659.31	0.00	0.00	50,659.31
93770 90013514	MARK WEST ELEM 2002	536,213.17	6,756.65	0.00	542,969.82
93775 90013515	MARK WEST ELEM 2010	305,389.87	2,697.14	0.00	308,087.01
93777 90013529	Monte Rio Elem 2018 Bond	73,958.40	506.12	0.00	74,464.52
93780 90013516	OAK GROVE ELEM 1991	0.00	0.00	0.00	0.00
93781 90013573	Oak Grove Elem 2014	97,470.86	495.44	0.00	97,966.30
93782 90013530	Oak Grove Elem 2018 Bond	411,973.41	763.62	0.00	412,737.03
93785 90013517	OLD ADOBE ELEM 1995	0.00	0.00	0.00	0.00
93786 90013531	Old Adobe Elem 2018 Bond	857,012.56	3,551.08	0.00	860,563.64
93790 90013518	OLD ADOBE ELEM 2012	577,065.27	4,183.55	0.00	581,248.82
93791 90013577	Old Adobe USD 2016 BAN	0.00	0.00	0.00	0.00
93795 90013519	PETALUMA ELEM 1991 BONDS	279,591.51	2,708.92	0.00	282,300.43
93796 90013569	Petaluma Elem 2014 Bonds	1,058,010.80	6,187.87	0.00	1,064,198.67
93800 90013520	PINER-OLIVET ELEM 1995	0.00	0.00	0.00	0.00
93805 90013521	PINER-OLIVET ELEM 2010	912,612.01	4,642.80	0.00	917,254.81
93806 90015701	RINCON VALLEY ELEM 2024 BONDS	2,297,021.45	0.00	0.00	2,297,021.45
93810 90013522	RINCON VALLEY ELEM 2004	457,064.52	2,715.96	0.00	459,780.48
93811 90013559	ROSELAND ELEM 2012 BONDS	169,727.93	2,162.24	0.00	171,890.17



Sonoma County Fund Summary Report

8/1/2024 through 8/31/2024


Fund Number	Fund Name	Beginning Balance	Total Debits	Total Credits	Ending Balance
93812 90013571	RINCON VALLEY ELEM 2014 BONDS	529,313.67	2,740.02	0.00	532,053.69
93813 90013589	Roseland Elem 2020 Bonds	340,137.38	1,568.49	0.00	341,705.87
93815 90013562	SANTA ROSA ELEM 2002	737,266.73	2,518.74	0.00	739,785.47
93816 90013574	Santa Rosa Elem 2014	518,911.59	4,478.50	0.00	523,390.09
93820 90013524	SANTA ROSA ELEM 1997	0.00	0.00	0.00	0.00
93821 90013592	Santa Rosa Elem 2022 Bonds	553,099.16	5,370.04	0.00	558,469.20
93825 90013525	SEBASTOPOL ELEM 2001	215,075.43	1,673.98	0.00	216,749.41
93826 90013560	SEBASTOPOL ELEM 2012	316,100.76	996.10	0.00	317,096.86
93827 90013590	Sebastopol Elem 2020 Bd	998,264.85	1,309.09	0.00	999,573.94
93830 90013526	TWIN HILLS ELEM 1999	50,998.48	509.20	0.00	51,507.68
93835 90013527	TWIN HILLS ELEM 2010	213,146.53	284.14	0.00	213,430.67
93840 90013528	TWIN HILLS ELEM 2010 CR	104,788.00	795.43	0.00	105,583.43
93844 90013591	West Side Elem 2020 Bond	31,371.07	120.24	0.00	31,491.31
93845 90013563	WILMAR ELEM 2012 BONDS	52,811.03	706.74	0.00	53,517.77
93850 90013564	Windsor UN #6 REV	0.00	0.00	0.00	0.00
93855 90013565	Wright 5-7 REV	0.00	0.00	0.00	0.00
93860 90013532	WRIGHT ELEM 1992 BONDS	737,873.55	1,387.42	0.00	739,260.97
93865 90013533	WRIGHT ELEM 2012 BONDS	214,791.46	1,301.04	0.00	216,092.50
93870 90013534	WEST SO CO HIGH 1996 BONDS	0.00	0.00	0.00	0.00
93875 90013535	WEST SO CO HIGH 2010 BONDS	410,535.48	2,723.66	0.00	413,259.14
93880 90013536	WEST SOCO HIGH 2010 CREB BOND	143,201.31	838.97	0.00	144,040.28
93881 90013584	WEST SO CO HIGH 2018 BONDS	1,396,186.73	7,656.11	0.00	1,403,842.84
93885 90013537	HEALDSBURG UNIF 2002	0.00	0.00	0.00	0.00
93890 90013538	HEALDSBURG UN 1994/2002	0.00	0.00	0.00	0.00
93895 90013539	HEALDSBURG UN 2002 SFID	554,025.02	8,630.42	0.00	562,655.44
93900 90013540	HEALDSBURG UNIF 2012	1,512,766.24	10,321.45	0.00	1,523,087.69
93901 90013579	Healdsburg Unif 2016	1,641,900.81	8,603.49	0.00	1,650,504.30



Sonoma County Fund Summary Report

8/1/2024 through 8/31/2024


Fund Number	Fund Name	Beginning Balance	Total Debits	Total Credits	Ending Balance
93905 90013541	PETALUMA HIGH 1992 BONDS	13.03	0.00	0.00	13.03
93906 90013570	Petaluma High 2014 Bonds	1,613,030.33	14,488.00	0.00	1,627,518.33
93910 90013542	SANTA ROSA HIGH 1991	0.00	0.00	0.00	0.00
93915 90013543	SANTA ROSA HIGH 2002	1,830,443.42	14,487.75	0.00	1,844,931.17
93916 90013575	Santa Rosa High 2014	1,985,769.84	23,086.90	0.00	2,008,856.74
93917 90013596	Santa Rosa High 2022 Bonds	931,794.27	9,839.47	0.00	941,633.74
93920 90013544	CLOVERDALE UNIF 1999	84,702.62	113.95	0.00	84,816.57
93925 90013545	CLOVERDALE UNIF 2010	771,938.80	570.26	0.00	772,509.06
93926 90013549	Cloverdale Unif 2018 Bnd	1,336,442.61	1,705.44	0.00	1,338,148.05
93930 90013546	COTATI-RP UNIF 1990	1,010,177.21	8,183.83	0.00	1,018,361.04
93931 90013568	COTATI-RP UNIF 2014 BONDS	843,945.42	8,302.40	0.00	852,247.82
93932 90013578	COTATI-RP UNIF 2016 BONDS	916,178.01	8,879.33	0.00	925,057.34
93935 90013547	GEYSERVILLE UNIF 1995	0.00	0.00	0.00	0.00
93940 90013548	GEYSERVILLE UNIF 2008	148,801.65	(123.84)	0.00	148,677.81
93941 90013587	Geyserville Unif 2020 Bd	434,654.55	(531.43)	0.00	434,123.12
93945 90013566	Sonoma Valley UN #4 & 5	0.00	0.00	0.00	0.00
93950 90013550	SONOMA VALLEY UNIF 1994	583,989.88	5,621.70	0.00	589,611.58
93955 90013551	SONOMA VALLEY UNIF 2010	1,330,010.85	6,705.45	0.00	1,336,716.30
93956 90013580	Sonoma Valley Unif 2016	1,213,748.64	12,679.80	0.00	1,226,428.44
93960 90013552	WINDSOR UNIF 1994 BONDS	0.00	0.00	0.00	0.00
93965 90013553	WINDSOR UNIF 2008 BONDS	2,593,902.70	8,308.19	0.00	2,602,210.89
93970 90013554	WINDSOR UNIF 2008 QSCB BONDS	180,853.81	2,370.37	0.00	183,224.18
93975 90013555	WINDSOR QSCB 2008 SINK	870,000.00	0.00	0.00	870,000.00
93976 90013581	Windsor Unif 2016 Bonds	1,628,600.09	8,174.42	0.00	1,636,774.51
93980 90013556	SO CO JR COLLEGE 2002 BONDS	11,069,281.98	64,496.06	0.00	11,133,778.04
93981 90013576	So Co Jr College 2014	11,536,423.85	122,481.54	0.00	11,658,905.39
93990 90013583	WAUGH ELEM SFID #1 2016 BONDS	40,879.81	485.34	0.00	41,365.15



Sonoma County Fund Summary Report

8/1/2024 through 8/31/2024

Fund Number	Fund Name	Beginning Balance	Total Debits	Total Credits	Ending Balance
93999 90013599	School Bonds Clearing	0.00	0.00	0.00	0.00
97105 92010100	S.A.-REF-Healdsburg Spec	0.00	0.00	0.00	0.00
97110 92010200	S.A.-REF-RES-Healds Spec	0.00	0.00	0.00	0.00
97205 92020100	RP-Canon Manor Dev Cons	19,738.60	0.00	0.00	19,738.60
97210 92020200	S.A. RP DS-93 REF	0.00	0.00	0.00	0.00
97215 92020300	S.A.-Rohnert Park-2001	0.00	0.00	0.00	0.00
97220 92020400	Canon Manor West DS	375,713.13	0.00	238,908.75	136,804.38
97225 92020500	Canon Manor West Rsv	376,911.25	0.00	0.00	376,911.25
97305 92030100	S.A.-Eighth Street East	0.00	0.00	0.00	0.00
97310 92030200	S.A.-RES-Eighth Street E	0.00	0.00	0.00	0.00
97351 90013582	Guerneville Elem 2016	0.00	0.00	0.00	0.00
97405 92040100	S.A.-Mirabel Heights	64.31	0.00	0.00	64.31
97410 92040200	S.A.-Mirabel Heights Sew	142,578.78	(72,901.86)	0.00	69,676.92
97415 92040300	S.A.-RES-Mirabel Hgts Sw	108,331.10	0.00	0.00	108,331.10
97505 92050100	S.A. Windsor Co Water	0.00	0.00	0.00	0.00
97510 92050200	S.A. Misc Conde Reassess	0.00	0.00	0.00	0.00
97515 92050300	SA-Mitchell/Shiloh/Conde	855,700.61	0.00	207,412.00	648,288.61
97520 92050400	SA-Res-Mitchell/Shiloh/C	0.00	0.00	0.00	0.00
97605 92060100	SA-Misc-Russn Rvr Wtr 1	(788.35)	0.00	0.00	(788.35)
97610 92060200	SA-Misc-Summer Home Pk	110,165.24	(41,624.31)	0.00	68,540.93
97615 92060300	S.A.-Misc-Hacienda	130,672.89	(54,127.80)	0.00	76,545.09
97620 92060400	SA-RRCWD 2009-2Rural Cyn	47,607.87	0.00	19,318.13	28,289.74
97625 92060500	SA-RRCWD 2009-1 Hollydal	25,964.88	0.00	9,632.50	16,332.38
97630 92060600	S.A.-RRCWD 2009-3 Marigo	25,479.14	0.00	12,343.75	13,135.39
97635 92060700	S.A.-Reserve-Hacienda	76,789.63	0.00	0.00	76,789.63
97640 92060800	SA-Res-RRCWD 2009-2 Rur	31,410.85	0.00	0.00	31,410.85
97645 92060900	SA-Res-RRCWD 2009-1 Holl	15,372.78	0.00	0.00	15,372.78
97650 92061000	SA-Res-RRCWD 2009-3 Mari	19,641.51	0.00	0.00	19,641.51
97705 92070100	SA-Misc-Occidental CSD 1	26,039.84	0.00	7,774.38	18,265.46



Sonoma County Fund Summary Report

8/1/2024 through 8/31/2024

Fund Number	Fund Name	Beginning Balance	Total Debits	Total Credits	Ending Balance
97710 92070200	S.A.-Misc-OCSD #2	74,705.46	0.00	36,480.40	38,225.06
97715 92070300	S.A.-Reserve-OCSD #2	54,604.91	0.00	0.00	54,604.91
97805 92080100	S.A.-Misc-Gravenstein	0.00	0.00	0.00	0.00
97905 92090100	SO CO BIA	308,434.96	1,279,778.33	0.00	1,588,213.29
	Total	3,551,065,390.36	255,441,160.35	446,030,871.37	3,360,475,679.34