

**QUARTERLY REPORT AND CERTIFICATION  
OF THE COUNTY TREASURER  
For Quarter Ending December 31, 2023**

Government Code requires the County Treasurer to render a Quarterly Report to the County Administrator, the Board of Supervisors, the County Auditor, the Treasury Oversight Committee, and the participants of the Treasury Pool.

The Quarterly Report shall state compliance of the portfolio to the County Investment Policy and denote the ability of the pool to meet expenditures for the next six months or provide an explanation as to why sufficient money shall or may not be available.

**COMPLIANCE CERTIFICATION**

I certify that the investments of the Sonoma County Investment Pool are in compliance with the County Investment Policy.

I further certify that the pool has sufficient cash flow available to meet anticipated expenditure requirements for the next six months.

---

Erick Roeser  
Treasurer  
County of Sonoma

**Section 1: Sonoma County Pooled Investment Fund Summary Statistics**

| Investment Pool               | As of Dec 31, 2023     | As of Sep 30, 2023     |
|-------------------------------|------------------------|------------------------|
| Book Value                    | \$3,769,959,632        | \$3,396,992,173        |
| Market Value                  | \$3,700,156,750        | \$3,279,672,489        |
| Market Value/Book Value       | 98.15%                 | 96.55%                 |
| Weighted Avg Maturity         | 586 Days               | 593 Days               |
| Quarterly Return (gross)      | 3.14%                  | 2.73%                  |
| Apportionment Rate (net)      | 3.11%                  | 2.70%                  |
| Interest Apportioned          | \$27,506,618           | \$23,616,763           |
| <b>Other Funds</b>            |                        |                        |
| Tobacco Endowment             | \$11,253,932           | \$11,231,626           |
| Water Agency - Book           | \$32,331,991           | \$32,052,943           |
| Water Agency - Market         | \$32,255,271           | \$31,913,036           |
| Water Agency - Mkt/Book       | 99.76%                 | 99.56%                 |
| Water Agency - WAM            | 2575 Days              | 2622 Days              |
| <b>Total All Funds - Book</b> | <b>\$3,813,545,555</b> | <b>\$3,440,276,742</b> |

Figure 1: Key Metrics

The Sonoma County Investment Pool returned 3.14% (annualized) before expenses. The Pool grew by about \$373 million, as measured by book value, primarily due to the receipt of property and other taxes during the quarter. The ratio of the market to book rose during the quarter, as investment values increased with falling interest rates. The weighted maturity of investments shrank due to the influx of property taxes, which were invested in shorter term securities. The amount of interest apportioned to participants continues to rise, due to higher market yields and a larger the asset base.

Other funds overseen by the Sonoma County Treasurer's Office increase slightly, as measured by book value, reflecting retained interest earnings by the agency holding the investment.

## Section 2: Certification of Pool’s Ability to Meet Expenditures over the Next Six Months

It is expected that approximately \$1.8 billion in expenditures will need funding in the next six months. The Sonoma County Investment has a total of \$650 million maturing during the next six months. These maturities, along with expected receipts from taxes and other sources of about \$1.45 billion, are sufficient to meet anticipated expenditures over the next six months. The month-by-month expected Expenditures/Receipts/Maturities along with the running projected free cash balance are shown in Figure 2:

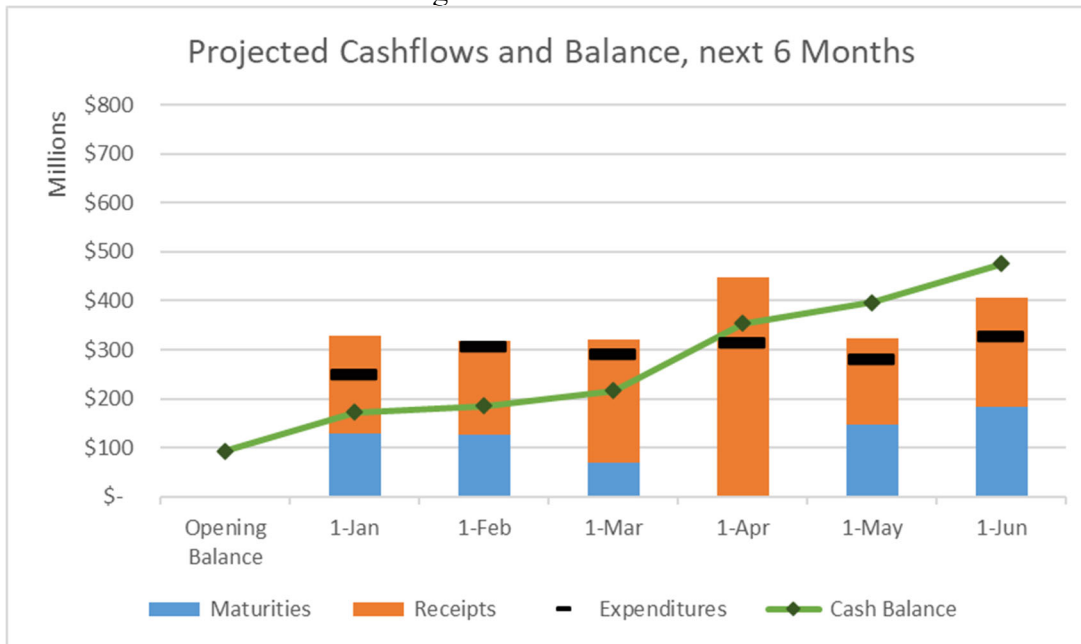


Figure 2: Projected Cashflows and Cash Balances.

The Pool’s maturity profile, and cumulative maturities are shown below in Figure 3:

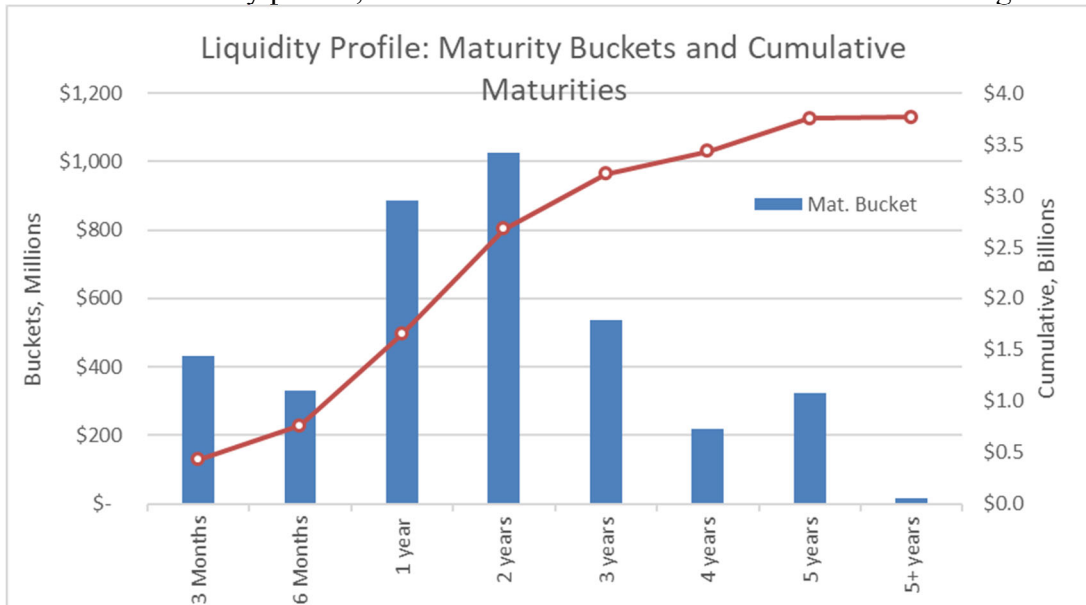


Figure 3: Liquidity & Maturity Profile

### Section 3: Investment Pool Characteristics

The current Book Yield on the investments held by the Pool are shown in Figure 4. This information is also shown graphically in Section 6, Figure 8. The largest holdings of the Pool are US Agency and US Treasury bonds, making up approximately 40% of the Pool.

| Investment Type         | Current Book Value     | Market Value           | % Pool | Limit | WAM (yr)    | Yield        |
|-------------------------|------------------------|------------------------|--------|-------|-------------|--------------|
| US Treasury Notes       | \$331,583,038          | \$326,605,150          | 8.8%   | --    | 0.75        | 2.40%        |
| US Agency Bonds         | \$1,207,953,164        | \$1,170,069,688        | 32.0%  | --    | 2.27        | 2.79%        |
| Supranational Bonds     | \$282,673,836          | \$271,711,807          | 7.5%   | 30%   | 1.34        | 1.44%        |
| Corporate Bonds         | \$797,682,470          | \$795,037,731          | 21.2%  | 30%   | 2.06        | 4.19%        |
| Certificates of Deposit | \$475,003,288          | \$475,635,545          | 12.6%  | 30%   | 0.42        | 5.78%        |
| Commercial Paper        | \$184,673,909          | \$184,670,940          | 4.9%   | 40%   | 0.41        | 5.79%        |
| Municipal Bonds         | \$367,579,802          | \$353,615,765          | 9.8%   | --    | 1.61        | 1.80%        |
| Mutual Funds            | \$91,996,513           | \$91,996,513           | 2.4%   | 20%   | 0.00        | 5.55%        |
| CASH                    | \$15,495,580           | \$15,495,580           | 0.4%   | --    | 0.00        | 0.00%        |
| SCEIP Notes             | \$15,318,032           | \$15,318,032           | 0.4%   | --    | 11.77       | 2.70%        |
| <b>Pool Average</b>     | <b>\$3,769,959,632</b> | <b>\$3,700,156,750</b> |        |       | <b>1.60</b> | <b>3.43%</b> |

Figure 4: Book & Market Value, Weighted Average Maturity (WAM) in years and Yield.

The concentration of the largest holdings is shown in Figure 5. Note that the 5 largest issuers are the United States Treasury and various Federally chartered agencies.

| Top 10 Issuers             | % Portfolio | Issuers 11-20            | % Portfolio |
|----------------------------|-------------|--------------------------|-------------|
| FEDERAL HOME LOAN BANK     | 11.6%       | INTER AMERICAN DEV BANK  | 2.6%        |
| FEDERAL HOME LOAN MTG CORP | 9.4%        | TORONTO DOMINION         | 1.9%        |
| U.S. TREASURY              | 9.1%        | INTL BANK RECON & DEV    | 1.8%        |
| FEDERAL FARM CREDIT BANK   | 6.7%        | UNIV CALIFORNIA          | 1.4%        |
| FEDERAL NATIONAL MTG ASSN  | 5.6%        | Cal Trust MMG            | 1.4%        |
| BANCO SANTANDER NY         | 3.8%        | BEYERISHCE LANDESBANK NY | 1.4%        |
| STANDARD CHARTERED BANK NY | 3.8%        | GUARDIAN LIFE            | 1.4%        |
| NATIXIS BANK NY            | 3.6%        | PRINCIPAL LIFE           | 1.3%        |
| INTL FINANCE CORP          | 3.4%        | LLOYDS BANK CORP NY      | 1.3%        |
| METLIFE INC                | 2.9%        | EQUITABLE FINANCIAL LIFE | 1.2%        |

Figure 5: Largest Holdings by Issuer

## Section 4: Impact Investments

Sonoma County desires to do well by doing good. To the extent possible, the Pool will invest in assets that fund activities that improve the Environment, advance Social and Educational goals, and support our local community, provided that such investments are compliant with State Statute and the adopted Investment Policy, as well as meet the three primary goals of the Pool: 1. Safety of Principal, 2. Provide Liquidity to our Participants, and 3. Achieve a reasonable return consistent with a prudent application of these criteria.

Currently, the Pool will consider investments in 1. Climate friendly bonds (aka Green or Sustainable bonds), 2. Bonds that have a stated use that seeks to advance social goals, 3. Bonds that support education, 4. Bonds that are issued by Development Banks, and 5. Bonds issued by local, Sonoma County issuers. Currently, over 15% of the Pool meets these criteria. The full breakdown is presented in Figure 6:

| ESG Holdings            | Amount               | Percent      |
|-------------------------|----------------------|--------------|
| <b>TOTAL</b>            | <b>\$569,707,598</b> | <b>15.2%</b> |
| Designated Green Bonds  | \$69,696,189         | 2.6%         |
| Designated Social Bonds | \$164,476,718        | 4.4%         |
| Development Bonds       | \$132,325,253        | 3.5%         |
| Education Bonds         | \$176,868,677        | 4.7%         |
| Locally Focused Bonds   | \$34,547,041         | 0.9%         |
| Local Green             | \$26,340,762         | 0.7%         |
| Local Schools           | \$8,206,280          | 0.2%         |
| <b>TOTAL</b>            | <b>\$569,707,598</b> | <b>15.2%</b> |

Figure 6: Classification of Impact Investments

Additionally, the Pool does not invest in Fossil Fuel Producers.

Third party measurement of the Environmental, Social & Governance scores of our corporate holdings by MSCI, CSR Hub, and S&P/Robeco show the following averages for our holdings:

MSCI: A average (AAA to CCC)

CSR: 91 out of 100

S&P/Robeco: 82 out of 100

### Section 5: Pool Participants

The largest category of participants continues to be School Districts, followed by various Other Government Funds. The County General Fund is approximately 7% of the pool:

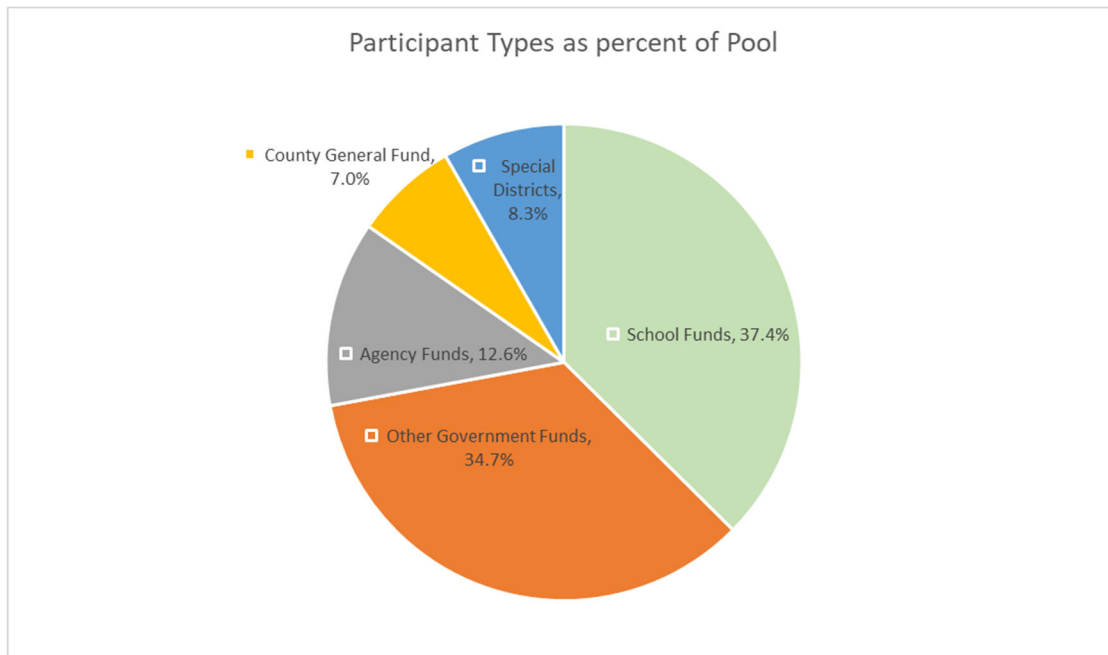


Figure 7: Breakdown of pool participants by type of entity

Section 6: Detailed Charts

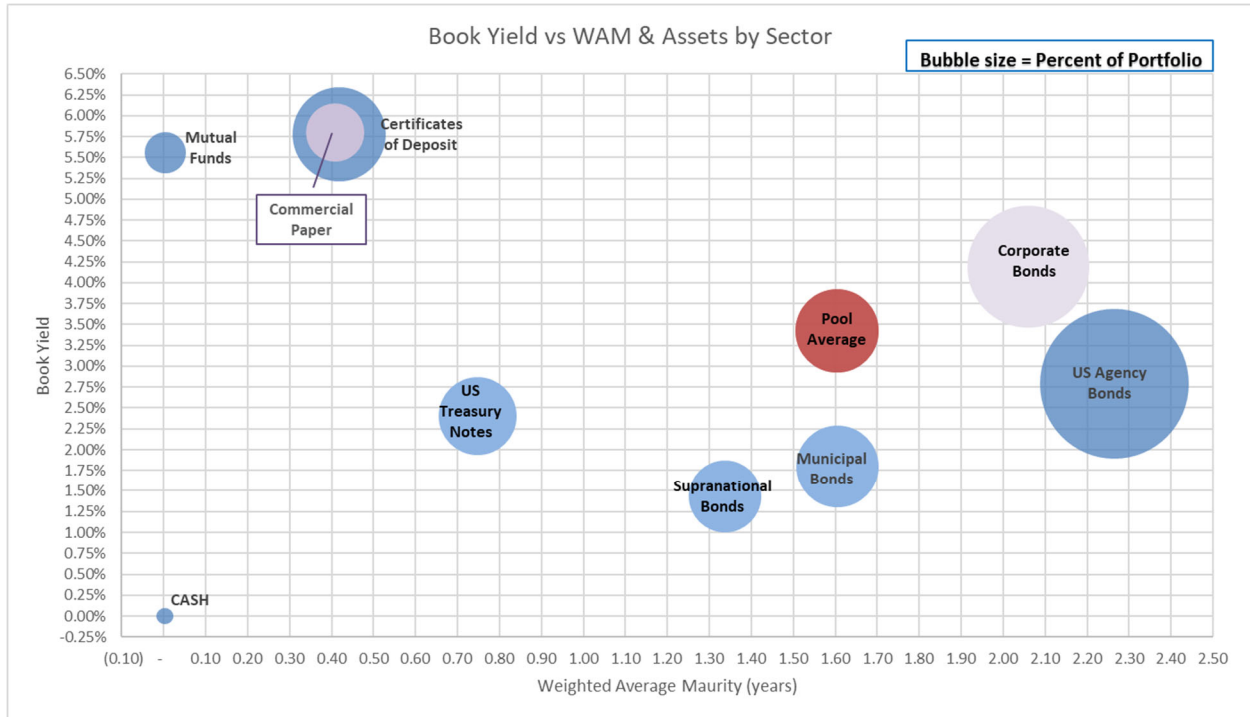


Figure 8: Book yield vs Weighted Average Maturity by Sector (except SCEIP: 11.8yrs, 2.70%)

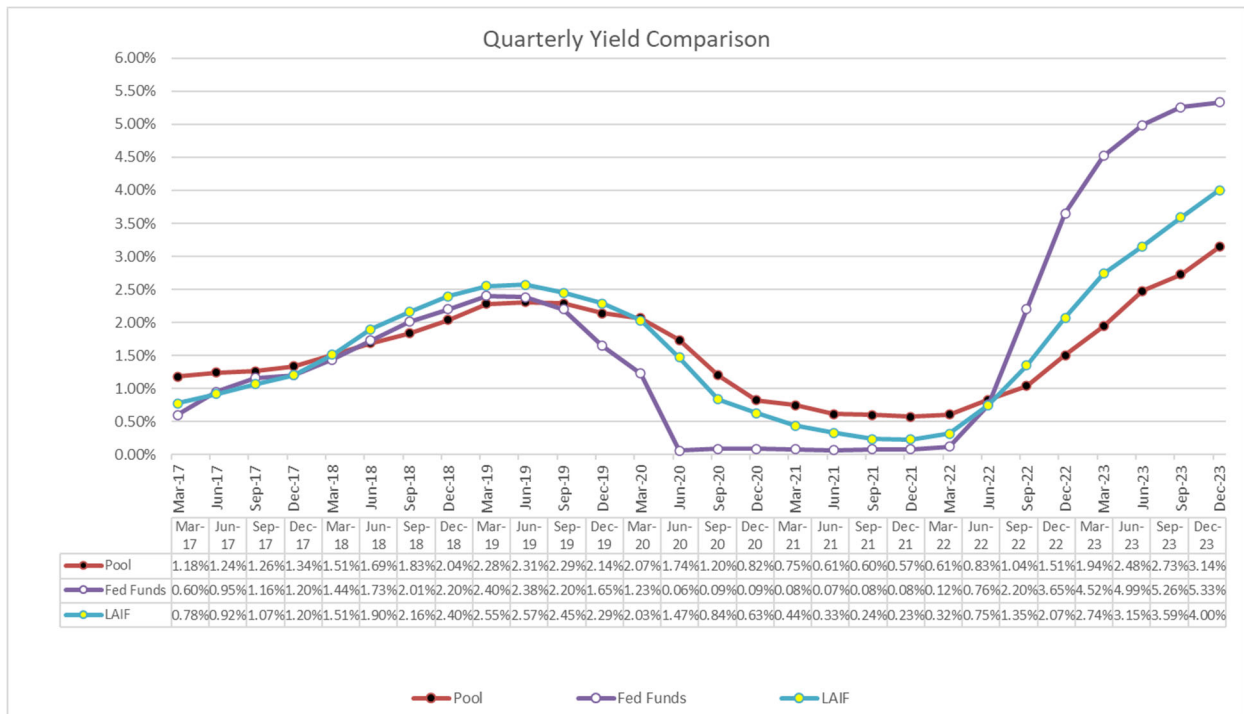


Figure 9: Historical yield

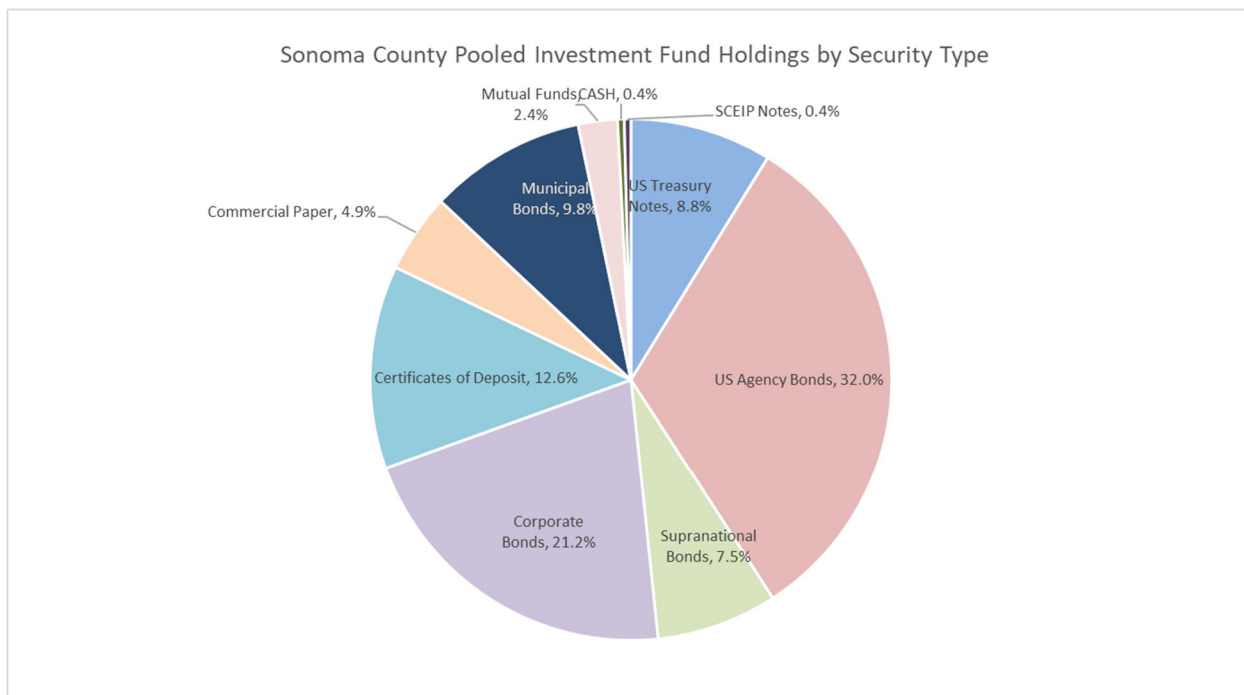


Figure 10: Holdings by Investment Sector

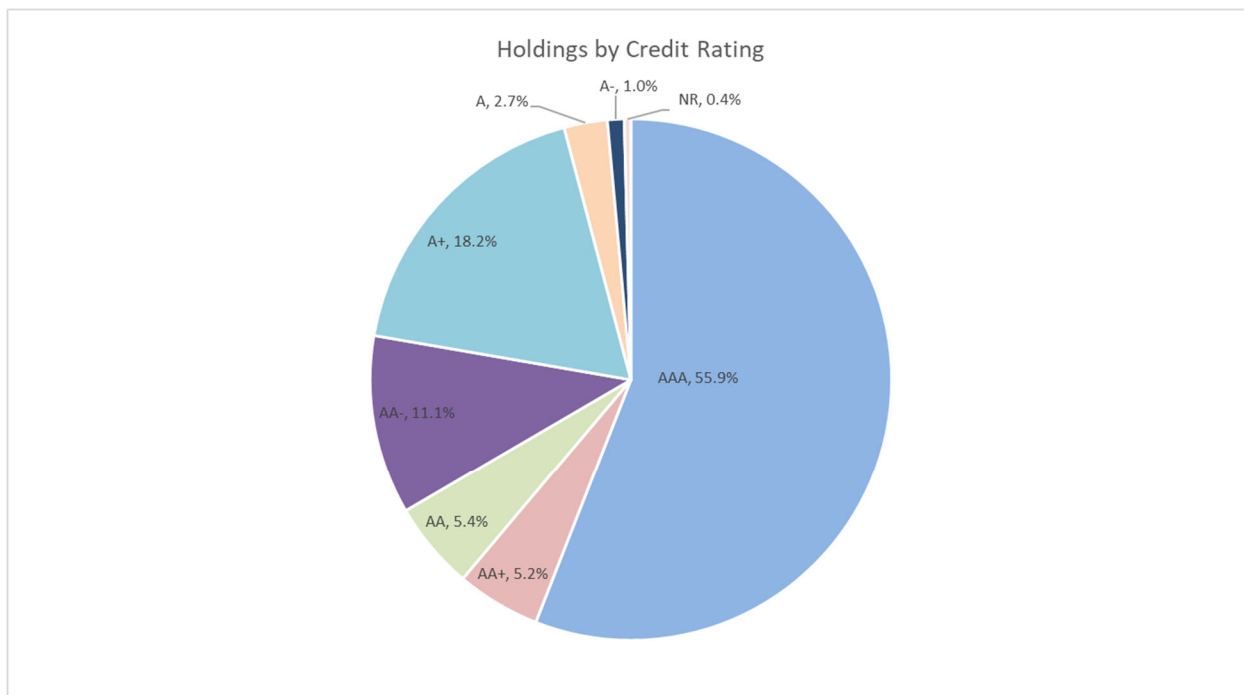


Figure 11: Holdings by Credit Rating



### Section 7: Interest Rate Changes

Interest rates declined this quarter as the Federal Reserve hinted that it was most likely done tightening policy. The Fed has indicated that progress towards its 2% inflation target is progressing. Longer-term yields fell as the market started anticipating cuts in the Fed’s policy rates. Figure 12 compares where interest rates ended the quarter with the previous quarter and one-year earlier.

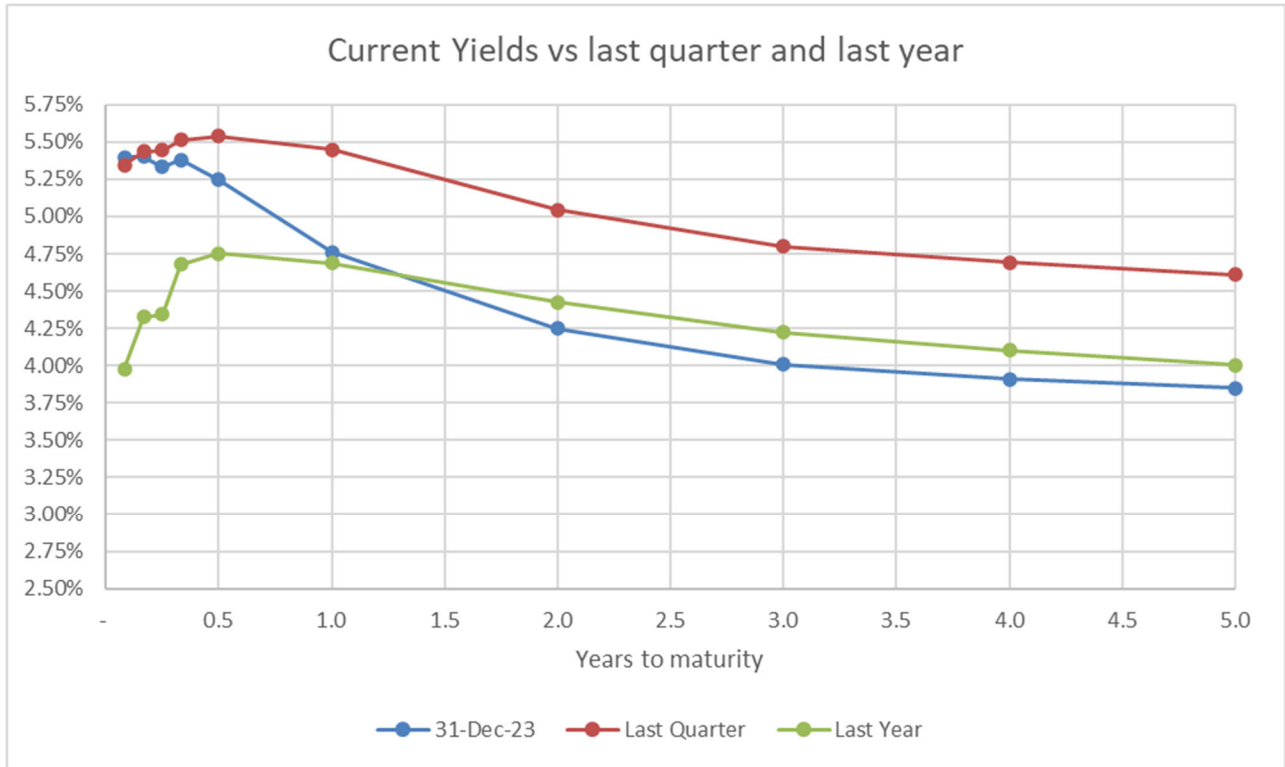


Figure 12: Interest rate history

**Section 8: Compliance with State Statutes and Sonoma County Investment Policy**

Figure 13 below shows that the Investment Pool complies with the Sonoma County Investment Policy and State Statute. Additionally, the following statements apply:

**Prohibited Investments:** There are no investments in (1) securities that have a zero or negative yield to maturity or (2) inverse floaters, range notes or mortgage-backed interest only strips

**Reverse Repurchase Agreements:** The pool has no reverse repurchase agreements.

| Investment Type                                                                                                                                                                     | Maximum Maturity | Maximum % of Pool     | Minimum Rating | Code Section                        | Compliant? |
|-------------------------------------------------------------------------------------------------------------------------------------------------------------------------------------|------------------|-----------------------|----------------|-------------------------------------|------------|
| U.S Treasury and Agency Securities                                                                                                                                                  | 5 years          | 100                   | --             | §53601(b)<br>§53601(f)              | Yes        |
| Obligations Issued or Unconditionally Guaranteed by the International Bank for Reconstruction and Development, International Finance Corporation or Inter-American Development Bank | 5 years          | 30                    | AA             | §53601(q)                           | Yes        |
| Bonds and Notes issued by the State of California or California local agencies                                                                                                      | 5 years          | 100                   | --             | §53601(a)<br>§53601(c)<br>§53601(e) | Yes        |
| Bonds and Notes issued by any other State of the United States, including those issued by said State's agencies, departments, boards or authorities                                 | 5 years          | 100                   | --             | §53601(d)                           | Yes        |
| Commercial Paper (See Section 14)                                                                                                                                                   | 270 days         | 40                    | A-1/F-1/P-1    | §53601(h)<br>§53635(a)              | Yes        |
| Negotiable Certificates of Deposit                                                                                                                                                  | 5 years          | 30                    | --             | §53601(i)                           | Yes        |
| Repurchase Agreements (See Section 15)                                                                                                                                              | 1 year           | 100                   | --             | §53601(j)                           | Yes        |
| Reverse Repurchase Agreements and Securities Lending Agreements (See Section 15)                                                                                                    | 92 days          | 20                    | --             | §53601(j)                           | Yes        |
| Medium Term Corporate Notes                                                                                                                                                         | 5 years          | 30                    | A              | §53601(k)                           | Yes        |
| Mutual Funds & Money Market Mutual Funds (See Section 16)                                                                                                                           | --               | 20                    | Aaa &<br>AAAm  | §53601(l)                           | Yes        |
| Mortgage Pass-Through Securities, Collateralized Mortgage Obligations, and Asset Backed Securities                                                                                  | 5 years          | 20                    | AA             | §53601(o)                           | Yes        |
| Joint Powers Agreement (See Section 17)                                                                                                                                             | --               | 20                    | AA             | §6509.7<br>§53601(p)                | Yes        |
| Local Agency Investment Fund (LAIF)                                                                                                                                                 | --               | As limited by<br>LAIF | --             | §16429.1                            | Yes        |
| Collateralized Time Deposits                                                                                                                                                        | 5 years          | N/A                   | --             | §53649 et<br>seq.                   | Yes        |

Figure 13: Compliance with State Statute and Investment Policy.

**Appendix A:**

A detailed listing of all investments in the Pooled Investment Fund.

APPENDIX A: Sonoma County Treasury Pooled Investment Inventory

Dec 31, 2023



| Description                       | Coupon Rate | Maturity Date | Purchase Date   | Book Yield   | Current Par / Shares | Current Book / Shares   | Market Value            | S&P Rating | Moody's Rating |
|-----------------------------------|-------------|---------------|-----------------|--------------|----------------------|-------------------------|-------------------------|------------|----------------|
| <b>TOTAL</b>                      |             | <b>(WAM)</b>  | <b>(% Pool)</b> | <b>3.43%</b> | <b>3,801,285,817</b> | <b>\$ 3,769,959,632</b> | <b>\$ 3,700,156,750</b> |            |                |
| CASH IN BANK                      |             |               |                 |              | 17,905,716           | \$ 17,905,716           | \$ 17,905,716           | AAA        | Aaa            |
| BANK ITEMS IN TRANSIT             |             |               |                 |              | (2,498,705)          | \$ (2,498,705)          | \$ (2,498,705)          | AAA        | Aaa            |
| CASH IN VAULT                     |             |               |                 |              | 88,568               | \$ 88,568               | \$ 88,568               | AAA        | Aaa            |
| Sub Total Cash Items              |             | 1             | 0.41%           | 0.00%        | 15,495,580           | \$ 15,495,580           | \$ 15,495,580           |            |                |
| Local Agency Investment Fund      |             |               |                 |              | -                    | \$ -                    | \$ -                    | AAA        | Aaa            |
| Sub Total LAIF                    |             | 1             | 0.00%           | 0.00%        | -                    | \$ -                    | \$ -                    |            |                |
| CAMP                              |             |               |                 | 5.558        | 40,750,743           | \$ 40,750,743           | \$ 40,750,743           | AAA        | Aaa            |
| Cal Trust MMG                     |             |               |                 | 5.550        | 50,201,228           | \$ 50,201,228           | \$ 50,201,228           | AAA        | Aaa            |
| California CLASS                  |             |               |                 | 5.536        | 1,044,338            | \$ 1,044,338            | \$ 1,044,338            | AAA        | NR             |
| Dreyfus Treasury Securities       |             |               |                 | 10.431       | 204                  | \$ 204                  | \$ 204                  | NR         | Aaa            |
| Sub Total Mutual Funds            |             | 1             | 2.44%           | 5.55%        | 91,996,513           | \$ 91,996,513           | \$ 91,996,513           |            |                |
| BANCO SANTANDER NY                | 5.790%      | 7/2/2024      | 6/2/2023        | 5.790        | 15,000,000           | \$ 15,000,000           | \$ 14,982,210           | A+         | A2             |
| BANCO SANTANDER NY                | 6.080%      | 7/10/2024     | 7/6/2023        | 6.080        | 25,000,000           | \$ 25,000,000           | \$ 25,014,925           | A+         | A2             |
| BEYERISHCE LANDESBANK NY          | 5.340%      | 3/4/2024      | 1/30/2023       | 5.340        | 25,000,000           | \$ 25,000,000           | \$ 24,981,750           | NR         | Aa3            |
| BEYERISHCE LANDESBANK NY          | 5.940%      | 11/5/2024     | 10/30/2023      | 5.940        | 25,000,000           | \$ 25,000,000           | \$ 25,138,250           | NR         | Aa3            |
| CREDIT AGRICOLE NY                | 5.380%      | 2/5/2024      | 1/5/2023        | 5.380        | 11,000,000           | \$ 11,000,000           | \$ 10,996,810           | A+         | Aa3            |
| CANADIAN IMPERIAL BANK            | 6.000%      | 7/3/2024      | 7/3/2023        | 6.000        | 25,000,000           | \$ 25,000,000           | \$ 25,068,500           | A+         | Aa2            |
| HSBC BANK NA                      | 5.480%      | 2/1/2024      | 5/2/2023        | 5.479        | 10,000,000           | \$ 10,001,522           | \$ 9,999,200            | A+         | Aa3            |
| LLOYDS BANK CORP NY               | 6.040%      | 8/5/2024      | 9/22/2023       | 6.040        | 20,000,000           | \$ 20,000,000           | \$ 20,067,400           | A          | A1             |
| LLOYDS BANK CORP NY               | 6.030%      | 9/6/2024      | 9/27/2023       | 6.020        | 27,000,000           | \$ 27,001,766           | \$ 27,117,450           | A          | A1             |
| NATIXIS BANK NY                   | 5.700%      | 5/24/2024     | 5/26/2023       | 5.700        | 20,000,000           | \$ 20,000,000           | \$ 19,998,400           | A          | A1             |
| NATIXIS BANK NY                   | 6.000%      | 8/27/2024     | 8/29/2023       | 6.000        | 20,000,000           | \$ 20,000,000           | \$ 20,068,600           | A          | A1             |
| NATIXIS BANK NY                   | 5.560%      | 10/7/2024     | 12/7/2023       | 5.560        | 22,000,000           | \$ 22,000,000           | \$ 22,037,620           | A          | A1             |
| BANCO SANTANDER                   | 5.470%      | 2/26/2024     | 5/4/2023        | 5.470        | 25,000,000           | \$ 25,000,000           | \$ 24,885,850           | A+         | A2             |
| STANDARD CHARTERED BANK NY        | 5.580%      | 2/21/2024     | 2/28/2023       | 5.580        | 15,000,000           | \$ 15,000,000           | \$ 14,999,400           | A+         | A1             |
| STANDARD CHARTERED BANK NY        | 5.570%      | 1/29/2024     | 4/20/2023       | 5.570        | 25,000,000           | \$ 25,000,000           | \$ 25,001,000           | A+         | A1             |
| STANDARD CHARTERED BANK NY        | 5.480%      | 1/26/2024     | 5/1/2023        | 5.480        | 18,000,000           | \$ 18,000,000           | \$ 17,999,460           | A+         | A1             |
| STANDARD CHARTERED BANK NY        | 6.040%      | 7/26/2024     | 7/28/2023       | 6.040        | 23,000,000           | \$ 23,000,000           | \$ 23,064,860           | A+         | A1             |
| STANDARD CHARTERED BANK NY        | 6.030%      | 8/7/2024      | 8/2/2023        | 6.030        | 18,000,000           | \$ 18,000,000           | \$ 18,055,800           | A+         | A1             |
| STANDARD CHARTERED BANK NY        | 6.010%      | 8/19/2024     | 8/16/2023       | 6.010        | 22,000,000           | \$ 22,000,000           | \$ 22,074,360           | A+         | A1             |
| STANDARD CHARTERED BANK NY        | 6.000%      | 7/12/2024     | 9/14/2023       | 6.000        | 15,000,000           | \$ 15,000,000           | \$ 15,037,500           | A+         | A1             |
| TORONTO DOMINION                  | 5.540%      | 1/2/2024      | 12/8/2022       | 5.540        | 25,000,000           | \$ 25,000,000           | \$ 24,999,750           | AA-        | Aa1            |
| TORONTO DOMINION                  | 5.520%      | 1/8/2024      | 3/2/2023        | 5.520        | 15,000,000           | \$ 15,000,000           | \$ 14,999,700           | AA-        | Aa1            |
| TORONTO DOMINION                  | 5.800%      | 6/5/2024      | 5/30/2023       | 5.800        | 15,000,000           | \$ 15,000,000           | \$ 15,012,450           | AA-        | Aa1            |
| TORONTO DOMINION                  | 6.000%      | 6/28/2024     | 7/3/2023        | 6.000        | 14,000,000           | \$ 14,000,000           | \$ 14,034,300           | AA-        | Aa1            |
| Sub Total Certificates of Deposit |             | 153           | 12.60%          | 5.78%        | 475,000,000          | \$ 475,003,288          | \$ 475,635,545          |            |                |
| BANCO SANTANDER NY                | 5.300%      | 1/19/2024     | 4/25/2023       | 5.574        | 25,000,000           | \$ 24,933,750           | \$ 24,922,250           | A+         | A2             |
| BANCO SANTANDER NY                | 5.670%      | 5/1/2024      | 8/10/2023       | 5.989        | 21,000,000           | \$ 20,599,793           | \$ 20,603,520           | A+         | A2             |
| BANCO SANTANDER NY                | 5.670%      | 5/9/2024      | 9/1/2023        | 5.954        | 15,000,000           | \$ 14,695,238           | \$ 14,698,650           | A+         | A2             |
| BANCO SANTANDER NY                | 5.670%      | 6/3/2024      | 9/7/2023        | 5.967        | 16,000,000           | \$ 15,611,920           | \$ 15,621,120           | A+         | A2             |
| BANCO SANTANDER NY                | 5.410%      | 8/12/2024     | 12/1/2023       | 5.758        | 21,000,000           | \$ 20,293,093           | \$ 20,279,700           | A+         | A2             |
| MUFG BANK NY                      | 5.420%      | 3/15/2024     | 12/20/2023      | 5.491        | 19,000,000           | \$ 18,788,319           | \$ 18,774,850           | A          | A1             |
| NATIXIS BANK NY                   | 5.630%      | 7/19/2024     | 10/27/2023      | 5.933        | 25,000,000           | \$ 24,218,055           | \$ 24,237,250           | A          | A1             |
| NATIXIS BANK NY                   | 5.590%      | 7/9/2024      | 11/6/2023       | 5.864        | 25,000,000           | \$ 24,262,431           | \$ 24,275,000           | A          | A1             |
| NATIXIS BANK NY                   | 5.420%      | 8/8/2024      | 12/6/2023       | 5.695        | 22,000,000           | \$ 21,271,311           | \$ 21,258,600           | A          | A1             |
| Sub Total Commercial Paper        |             | 149           | 4.90%           | 5.79%        | 189,000,000          | \$ 184,673,909          | \$ 184,670,940          |            |                |
| FEDERAL FARM CREDIT BANK          | 0.690%      | 7/22/2025     | 7/27/2020       | 0.690        | 20,000,000           | \$ 19,996,562           | \$ 18,816,600           | AA+        | Aaa            |
| FEDERAL FARM CREDIT BANK          | 0.520%      | 10/21/2025    | 11/5/2020       | 0.554        | 15,000,000           | \$ 14,987,717           | \$ 13,966,650           | AA+        | Aaa            |
| FEDERAL FARM CREDIT BANK          | 0.470%      | 1/27/2025     | 11/18/2020      | 0.487        | 4,000,000            | \$ 3,998,721            | \$ 3,821,320            | AA+        | Aaa            |
| FEDERAL FARM CREDIT BANK          | 0.530%      | 10/22/2025    | 11/19/2020      | 0.570        | 16,640,000           | \$ 16,623,504           | \$ 15,442,918           | AA+        | Aaa            |
| FEDERAL FARM CREDIT BANK          | 0.600%      | 11/24/2025    | 12/1/2020       | 0.616        | 9,745,000            | \$ 9,740,174            | \$ 9,025,527            | AA+        | Aaa            |
| FEDERAL FARM CREDIT BANK          | 0.490%      | 3/10/2025     | 12/10/2020      | 0.501        | 10,000,000           | \$ 9,997,897            | \$ 9,502,300            | AA+        | Aaa            |
| FEDERAL FARM CREDIT BANK          | 0.440%      | 12/9/2024     | 12/11/2020      | 0.446        | 10,000,000           | \$ 9,998,825            | \$ 9,588,700            | AA+        | Aaa            |
| FEDERAL FARM CREDIT BANK          | 0.710%      | 4/1/2025      | 4/1/2021        | 0.700        | 10,000,000           | \$ 10,000,000           | \$ 9,517,100            | AA+        | Aaa            |
| FEDERAL FARM CREDIT BANK          | 1.050%      | 3/25/2026     | 4/8/2021        | 1.036        | 10,000,000           | \$ 10,000,000           | \$ 9,298,000            | AA+        | Aaa            |
| FEDERAL FARM CREDIT BANK          | 0.450%      | 7/23/2024     | 8/27/2021       | 0.434        | 10,515,000           | \$ 10,515,569           | \$ 10,252,966           | AA+        | Aaa            |
| FEDERAL FARM CREDIT BANK          | 1.800%      | 6/17/2024     | 3/17/2022       | 2.028        | 10,000,000           | \$ 9,998,996            | \$ 9,865,500            | AA+        | Aaa            |
| FEDERAL FARM CREDIT BANK          | 2.970%      | 6/17/2024     | 4/20/2022       | 2.579        | 2,000,000            | \$ 2,003,154            | \$ 1,980,060            | AA+        | Aaa            |
| FEDERAL FARM CREDIT BANK          | 2.625%      | 6/10/2024     | 6/10/2022       | 2.649        | 10,000,000           | \$ 9,997,394            | \$ 9,885,600            | AA+        | Aaa            |
| FEDERAL FARM CREDIT BANK          | 3.250%      | 6/17/2024     | 6/17/2022       | 3.181        | 10,000,000           | \$ 10,001,084           | \$ 9,930,400            | AA+        | Aaa            |
| FEDERAL FARM CREDIT BANK          | 3.150%      | 7/15/2024     | 7/15/2022       | 3.155        | 10,000,000           | \$ 9,997,470            | \$ 9,898,100            | AA+        | Aaa            |
| FEDERAL FARM CREDIT BANK          | 3.300%      | 8/15/2024     | 8/23/2022       | 3.259        | 10,000,000           | \$ 9,999,717            | \$ 9,890,600            | AA+        | Aaa            |
| FEDERAL FARM CREDIT BANK          | 4.500%      | 11/18/2024    | 11/18/2022      | 4.494        | 10,000,000           | \$ 9,995,333            | \$ 9,963,200            | AA+        | Aaa            |
| FEDERAL FARM CREDIT BANK          | 5.200%      | 1/20/2026     | 1/20/2023       | 5.129        | 15,768,000           | \$ 15,768,000           | \$ 15,712,812           | AA+        | Aaa            |
| FEDERAL FARM CREDIT BANK          | 5.230%      | 4/12/2027     | 4/12/2023       | 5.158        | 18,750,000           | \$ 18,750,000           | \$ 18,643,125           | AA+        | Aaa            |
| FEDERAL FARM CREDIT BANK          | 5.180%      | 10/13/2026    | 4/13/2023       | 5.109        | 10,000,000           | \$ 10,000,000           | \$ 9,967,000            | AA+        | Aaa            |
| FEDERAL FARM CREDIT BANK          | 5.790%      | 11/13/2026    | 12/4/2023       | 5.709        | 10,000,000           | \$ 10,033,775           | \$ 10,000,900           | AA+        | Aaa            |
| FEDERAL FARM CREDIT BANK          | 5.580%      | 12/7/2026     | 12/15/2023      | 5.558        | 10,000,000           | \$ 9,997,624            | \$ 9,999,200            | AA+        | Aaa            |
| FEDERAL HOME LOAN BANK            | 0.540%      | 10/29/2025    | 11/9/2020       | 0.572        | 11,725,000           | \$ 11,715,949           | \$ 10,911,285           | AA+        | Aaa            |
| FEDERAL HOME LOAN BANK            | 0.600%      | 12/15/2025    | 12/15/2020      | 0.592        | 15,000,000           | \$ 15,000,000           | \$ 13,898,550           | AA+        | Aaa            |

APPENDIX A: Sonoma County Treasury Pooled Investment Inventory

Dec 31, 2023



| Description                | Coupon Rate | Maturity Date | Purchase Date   | Book Yield   | Current Par / Shares | Current Book / Shares   | Market Value            | S&P Rating | Moody's Rating |
|----------------------------|-------------|---------------|-----------------|--------------|----------------------|-------------------------|-------------------------|------------|----------------|
| <b>TOTAL</b>               |             | <b>(WAM)</b>  | <b>(% Pool)</b> | <b>3.43%</b> | <b>3,801,285,817</b> | <b>\$ 3,769,959,632</b> | <b>\$ 3,700,156,750</b> |            |                |
| FEDERAL HOME LOAN BANK     | 0.570%      | 12/16/2025    | 12/16/2020      | 0.570        | 4,840,000            | \$ 4,839,242            | \$ 4,481,404            | AA+        | Aaa            |
| FEDERAL HOME LOAN BANK     | 0.625%      | 12/18/2025    | 12/18/2020      | 0.639        | 18,900,000           | \$ 18,891,834           | \$ 17,515,197           | AA+        | Aaa            |
| FEDERAL HOME LOAN BANK     | 0.440%      | 12/23/2024    | 12/23/2020      | 0.434        | 10,000,000           | \$ 10,000,000           | \$ 9,574,500            | AA+        | Aaa            |
| FEDERAL HOME LOAN BANK     | 0.400%      | 7/15/2025     | 1/15/2021       | 0.395        | 10,000,000           | \$ 10,000,000           | \$ 9,409,800            | AA+        | Aaa            |
| FEDERAL HOME LOAN BANK     | 0.625%      | 1/22/2026     | 1/22/2021       | 0.616        | 10,000,000           | \$ 10,000,000           | \$ 9,275,000            | AA+        | Aaa            |
| FEDERAL HOME LOAN BANK     | 1.000%      | 3/23/2026     | 3/23/2021       | 0.986        | 8,116,875            | \$ 8,116,875            | \$ 7,539,928            | AA+        | Aaa            |
| FEDERAL HOME LOAN BANK     | 0.500%      | 9/10/2025     | 4/8/2021        | 0.784        | 3,180,000            | \$ 3,164,429            | \$ 2,976,226            | AA+        | Aaa            |
| FEDERAL HOME LOAN BANK     | 0.750%      | 2/24/2026     | 4/8/2021        | 0.933        | 2,500,000            | \$ 2,489,754            | \$ 2,314,850            | AA+        | Aaa            |
| FEDERAL HOME LOAN BANK     | 0.860%      | 10/14/2025    | 4/13/2021       | 0.848        | 15,000,000           | \$ 15,000,000           | \$ 14,063,250           | AA+        | Aaa            |
| FEDERAL HOME LOAN BANK     | 1.000%      | 4/13/2026     | 4/13/2021       | 1.149        | 10,000,000           | \$ 10,000,000           | \$ 9,430,800            | AA+        | Aaa            |
| FEDERAL HOME LOAN BANK     | 0.710%      | 4/15/2025     | 4/15/2021       | 0.718        | 3,315,000            | \$ 3,314,252            | \$ 3,164,731            | AA+        | Aaa            |
| FEDERAL HOME LOAN BANK     | 1.150%      | 4/29/2026     | 4/29/2021       | 1.134        | 20,000,000           | \$ 20,000,000           | \$ 18,600,200           | AA+        | Aaa            |
| FEDERAL HOME LOAN BANK     | 1.125%      | 5/20/2026     | 5/21/2021       | 1.013        | 4,950,000            | \$ 4,949,527            | \$ 4,609,539            | AA+        | Aaa            |
| FEDERAL HOME LOAN BANK     | 2.875%      | 9/13/2024     | 5/24/2021       | 0.409        | 11,225,000           | \$ 11,416,833           | \$ 11,067,401           | AA+        | Aaa            |
| FEDERAL HOME LOAN BANK     | 1.030%      | 5/26/2026     | 5/26/2021       | 1.016        | 10,000,000           | \$ 10,000,000           | \$ 9,248,800            | AA+        | Aaa            |
| FEDERAL HOME LOAN BANK     | 0.700%      | 5/27/2026     | 5/27/2021       | 1.098        | 10,000,000           | \$ 10,000,000           | \$ 9,369,100            | AA+        | Aaa            |
| FEDERAL HOME LOAN BANK     | 1.750%      | 9/12/2025     | 12/14/2021      | 1.174        | 8,845,000            | \$ 8,926,979            | \$ 8,461,304            | AA+        | Aaa            |
| FEDERAL HOME LOAN BANK     | 2.625%      | 3/10/2027     | 3/10/2022       | 2.959        | 5,265,000            | \$ 5,265,000            | \$ 5,137,061            | AA+        | Aaa            |
| FEDERAL HOME LOAN BANK     | 2.875%      | 6/14/2024     | 5/11/2022       | 2.650        | 10,000,000           | \$ 10,008,215           | \$ 9,892,900            | AA+        | Aaa            |
| FEDERAL HOME LOAN BANK     | 2.875%      | 6/14/2024     | 6/2/2022        | 2.525        | 8,470,000            | \$ 8,481,675            | \$ 8,379,286            | AA+        | Aaa            |
| FEDERAL HOME LOAN BANK     | 3.000%      | 7/8/2024      | 7/8/2022        | 3.058        | 7,000,000            | \$ 6,996,473            | \$ 6,919,430            | AA+        | Aaa            |
| FEDERAL HOME LOAN BANK     | 3.375%      | 3/8/2024      | 8/29/2022       | 3.416        | 9,000,000            | \$ 8,998,550            | \$ 8,965,710            | AA+        | Aaa            |
| FEDERAL HOME LOAN BANK     | 4.500%      | 6/14/2024     | 11/8/2022       | 4.687        | 14,750,000           | \$ 14,733,429           | \$ 14,705,750           | AA+        | Aaa            |
| FEDERAL HOME LOAN BANK     | 5.250%      | 1/24/2025     | 1/30/2023       | 5.179        | 9,400,000            | \$ 9,400,000            | \$ 9,372,834            | AA+        | Aaa            |
| FEDERAL HOME LOAN BANK     | 5.250%      | 4/17/2026     | 4/17/2023       | 5.178        | 11,345,000           | \$ 11,345,000           | \$ 11,304,612           | AA+        | Aaa            |
| FEDERAL HOME LOAN BANK     | 5.500%      | 4/24/2028     | 4/24/2023       | 5.425        | 12,300,000           | \$ 12,300,000           | \$ 12,231,489           | AA+        | Aaa            |
| FEDERAL HOME LOAN BANK     | 5.300%      | 10/27/2025    | 4/27/2023       | 5.227        | 10,000,000           | \$ 10,000,000           | \$ 9,968,900            | AA+        | Aaa            |
| FEDERAL HOME LOAN BANK     | 5.400%      | 4/13/2028     | 4/13/2023       | 5.337        | 9,825,000            | \$ 9,820,792            | \$ 9,762,317            | AA+        | Aaa            |
| FEDERAL HOME LOAN BANK     | 5.500%      | 4/24/2028     | 4/24/2023       | 5.432        | 10,855,000           | \$ 10,852,190           | \$ 10,794,538           | AA+        | Aaa            |
| FEDERAL HOME LOAN BANK     | 5.500%      | 4/24/2028     | 4/24/2023       | 5.425        | 8,065,000            | \$ 8,065,000            | \$ 8,046,531            | AA+        | Aaa            |
| FEDERAL HOME LOAN BANK     | 5.350%      | 10/28/2027    | 4/28/2023       | 4.641        | 7,500,000            | \$ 7,498,406            | \$ 7,460,100            | AA+        | Aaa            |
| FEDERAL HOME LOAN BANK     | 5.500%      | 4/25/2025     | 4/28/2023       | 5.425        | 10,000,000           | \$ 10,000,000           | \$ 9,990,500            | AA+        | Aaa            |
| FEDERAL HOME LOAN BANK     | 5.650%      | 4/24/2028     | 4/28/2023       | 5.573        | 10,000,000           | \$ 10,000,000           | \$ 9,961,500            | AA+        | Aaa            |
| FEDERAL HOME LOAN BANK     | 5.650%      | 4/24/2028     | 5/5/2023        | 5.575        | 3,270,000            | \$ 3,269,716            | \$ 3,257,411            | AA+        | Aaa            |
| FEDERAL HOME LOAN BANK     | 5.700%      | 6/15/2026     | 6/15/2023       | 5.626        | 1,825,000            | \$ 1,824,851            | \$ 1,822,901            | AA+        | Aaa            |
| FEDERAL HOME LOAN BANK     | 6.250%      | 9/18/2028     | 9/29/2023       | 6.167        | 681,818              | \$ 681,754              | \$ 681,743              | AA+        | Aaa            |
| FEDERAL HOME LOAN BANK     | 6.100%      | 11/27/2028    | 11/30/2023      | 6.019        | 10,865,000           | \$ 10,863,932           | \$ 10,847,181           | AA+        | Aaa            |
| FEDERAL HOME LOAN BANK     | 6.000%      | 12/15/2028    | 12/15/2023      | 5.918        | 1,210,000            | \$ 1,210,000            | \$ 1,208,221            | AA+        | Aaa            |
| FEDERAL HOME LOAN BANK     | 6.100%      | 12/12/2028    | 12/22/2023      | 6.017        | 10,000,000           | \$ 10,000,000           | \$ 9,969,700            | AA+        | Aaa            |
| FEDERAL HOME LOAN BANK     | 6.100%      | 12/12/2028    | 12/22/2023      | 6.017        | 4,085,000            | \$ 4,085,000            | \$ 4,072,622            | AA+        | Aaa            |
| FEDERAL HOME LOAN BANK     | 6.000%      | 12/28/2028    | 12/28/2023      | 5.918        | 14,500,000           | \$ 14,500,000           | \$ 14,475,495           | AA+        | Aaa            |
| FEDERAL HOME LOAN BANK     | 6.000%      | 12/18/2028    | 12/27/2023      | 5.918        | 10,000,000           | \$ 10,000,000           | \$ 9,982,600            | AA+        | Aaa            |
| FEDERAL HOME LOAN BANK     | 6.000%      | 12/18/2028    | 12/27/2023      | 5.921        | 4,950,000            | \$ 4,949,506            | \$ 4,941,387            | AA+        | Aaa            |
| FEDERAL HOME LOAN BANK     | 1.750%      | 2/28/2025     | 12/13/2023      | 5.082        | 3,390,000            | \$ 3,279,264            | \$ 3,291,792            | AA+        | Aaa            |
| FEDERAL HOME LOAN BANK     | 2.150%      | 3/14/2025     | 12/13/2023      | 5.081        | 3,220,000            | \$ 3,125,822            | \$ 3,137,858            | AA+        | Aaa            |
| FEDERAL HOME LOAN BANK     | 0.700%      | 6/16/2025     | 12/19/2023      | 4.937        | 2,875,000            | \$ 2,703,290            | \$ 2,726,248            | AA+        | Aaa            |
| FEDERAL HOME LOAN BANK     | 5.800%      | 12/12/2028    | 12/14/2023      | 5.720        | 3,045,000            | \$ 3,045,981            | \$ 3,043,782            | AA+        | Aaa            |
| FEDERAL HOME LOAN BANK     | 6.000%      | 12/24/2026    | 12/20/2023      | 5.914        | 4,210,000            | \$ 4,245,500            | \$ 4,209,790            | AA+        | Aaa            |
| FEDERAL HOME LOAN MTG CORP | 0.600%      | 10/27/2025    | 10/27/2020      | 0.592        | 10,000,000           | \$ 10,000,000           | \$ 9,318,400            | AA+        | Aaa            |
| FEDERAL HOME LOAN MTG CORP | 0.610%      | 10/29/2025    | 10/29/2020      | 0.602        | 13,800,000           | \$ 13,800,000           | \$ 12,854,010           | AA+        | Aaa            |
| FEDERAL HOME LOAN MTG CORP | 0.570%      | 9/24/2025     | 11/10/2020      | 0.551        | 3,000,000            | \$ 2,999,787            | \$ 2,806,920            | AA+        | Aaa            |
| FEDERAL HOME LOAN MTG CORP | 0.600%      | 11/12/2025    | 11/12/2020      | 0.592        | 10,000,000           | \$ 10,000,000           | \$ 9,301,100            | AA+        | Aaa            |
| FEDERAL HOME LOAN MTG CORP | 0.600%      | 11/12/2025    | 11/24/2020      | 0.606        | 10,000,000           | \$ 9,996,622            | \$ 9,301,100            | AA+        | Aaa            |
| FEDERAL HOME LOAN MTG CORP | 0.360%      | 5/15/2024     | 12/14/2020      | 0.354        | 12,000,000           | \$ 11,999,608           | \$ 11,774,760           | AA+        | Aaa            |
| FEDERAL HOME LOAN MTG CORP | 0.350%      | 6/14/2024     | 12/14/2020      | 0.349        | 11,750,000           | \$ 11,749,772           | \$ 11,494,555           | AA+        | Aaa            |
| FEDERAL HOME LOAN MTG CORP | 0.375%      | 9/16/2024     | 12/16/2020      | 0.380        | 3,100,000            | \$ 3,099,766            | \$ 2,999,095            | AA+        | Aaa            |
| FEDERAL HOME LOAN MTG CORP | 0.360%      | 5/15/2024     | 12/18/2020      | 0.345        | 10,000,000           | \$ 10,000,000           | \$ 9,812,300            | AA+        | Aaa            |
| FEDERAL HOME LOAN MTG CORP | 0.700%      | 12/23/2025    | 12/23/2020      | 0.690        | 10,000,000           | \$ 10,000,000           | \$ 9,276,300            | AA+        | Aaa            |
| FEDERAL HOME LOAN MTG CORP | 0.360%      | 9/30/2024     | 12/30/2020      | 0.355        | 4,900,000            | \$ 4,900,000            | \$ 4,732,763            | AA+        | Aaa            |
| FEDERAL HOME LOAN MTG CORP | 0.550%      | 1/5/2026      | 1/5/2021        | 0.542        | 1,845,000            | \$ 1,845,000            | \$ 1,711,551            | AA+        | Aaa            |
| FEDERAL HOME LOAN MTG CORP | 0.375%      | 4/15/2025     | 1/15/2021       | 0.370        | 10,000,000           | \$ 10,000,000           | \$ 9,457,500            | AA+        | Aaa            |
| FEDERAL HOME LOAN MTG CORP | 0.550%      | 1/22/2026     | 1/22/2021       | 0.546        | 8,225,000            | \$ 8,224,323            | \$ 7,616,679            | AA+        | Aaa            |
| FEDERAL HOME LOAN MTG CORP | 5.150%      | 7/27/2026     | 1/27/2023       | 5.079        | 5,000,000            | \$ 5,000,000            | \$ 4,976,700            | AA+        | Aaa            |
| FEDERAL HOME LOAN MTG CORP | 5.200%      | 2/24/2026     | 4/5/2023        | -            | 15,000,000           | \$ 15,000,000           | \$ 14,976,600           | AA+        | Aaa            |
| FEDERAL HOME LOAN MTG CORP | 5.350%      | 4/28/2028     | 4/28/2023       | 5.277        | 10,000,000           | \$ 10,000,000           | \$ 9,936,500            | AA+        | Aaa            |
| FEDERAL HOME LOAN MTG CORP | 5.555%      | 4/17/2028     | 4/17/2023       | 5.479        | 10,000,000           | \$ 10,000,000           | \$ 9,957,900            | AA+        | Aaa            |
| FEDERAL HOME LOAN MTG CORP | 5.200%      | 2/24/2026     | 4/14/2023       | 5.138        | 10,000,000           | \$ 9,997,749            | \$ 9,984,400            | AA+        | Aaa            |
| FEDERAL HOME LOAN MTG CORP | 5.300%      | 4/26/2027     | 4/26/2023       | 4.521        | 10,000,000           | \$ 10,000,000           | \$ 9,948,500            | AA+        | Aaa            |
| FEDERAL HOME LOAN MTG CORP | 5.375%      | 5/1/2025      | 5/5/2023        | 5.301        | 8,308,000            | \$ 8,308,000            | \$ 8,291,052            | AA+        | Aaa            |
| FEDERAL HOME LOAN MTG CORP | 5.700%      | 5/15/2028     | 5/15/2023       | 5.622        | 3,485,000            | \$ 3,485,000            | \$ 3,473,743            | AA+        | Aaa            |



APPENDIX A: Sonoma County Treasury Pooled Investment Inventory

Dec 31, 2023



| Description                         | Coupon Rate | Maturity Date | Purchase Date   | Book Yield   | Current Par / Shares | Current Book / Shares   | Market Value            | S&P Rating | Moody's Rating |
|-------------------------------------|-------------|---------------|-----------------|--------------|----------------------|-------------------------|-------------------------|------------|----------------|
| <b>TOTAL</b>                        |             | <b>(WAM)</b>  | <b>(% Pool)</b> | <b>3.43%</b> | <b>3,801,285,817</b> | <b>\$ 3,769,959,632</b> | <b>\$ 3,700,156,750</b> |            |                |
| FEDERAL HOME LOAN MTG CORP          | 5.500%      | 5/22/2028     | 5/22/2023       | 6.404        | 2,991,000            | \$ 2,991,000            | \$ 2,981,100            | AA+        | Aaa            |
| FEDERAL HOME LOAN MTG CORP          | 6.000%      | 5/25/2028     | 5/30/2023       | 5.918        | 10,000,000           | \$ 10,000,000           | \$ 9,980,700            | AA+        | Aaa            |
| FEDERAL HOME LOAN MTG CORP          | 5.500%      | 6/8/2026      | 6/14/2023       | 6.067        | 2,570,000            | \$ 2,569,370            | \$ 2,565,760            | AA+        | Aaa            |
| FEDERAL HOME LOAN MTG CORP          | 6.000%      | 5/24/2028     | 6/14/2023       | 5.919        | 10,890,000           | \$ 10,889,516           | \$ 10,869,962           | AA+        | Aaa            |
| FEDERAL HOME LOAN MTG CORP          | 6.000%      | 6/28/2028     | 6/30/2023       | 5.218        | 10,000,000           | \$ 10,000,000           | \$ 9,982,000            | AA+        | Aaa            |
| FEDERAL HOME LOAN MTG CORP          | 6.100%      | 8/24/2027     | 8/28/2023       | 6.017        | 5,950,000            | \$ 5,950,000            | \$ 5,941,492            | AA+        | Aaa            |
| FEDERAL HOME LOAN MTG CORP          | 6.200%      | 10/30/2028    | 10/30/2023      | 6.117        | 5,880,000            | \$ 5,879,432            | \$ 5,893,230            | AA+        | Aaa            |
| FEDERAL HOME LOAN MTG CORP          | 6.200%      | 10/30/2028    | 11/1/2023       | 6.115        | 3,408,000            | \$ 3,408,587            | \$ 3,407,387            | AA+        | Aaa            |
| FEDERAL HOME LOAN MTG CORP          | 6.250%      | 11/28/2028    | 11/28/2023      | 6.164        | 13,000,000           | \$ 13,000,000           | \$ 12,986,740           | AA+        | Aaa            |
| FEDERAL HOME LOAN MTG CORP          | 6.250%      | 11/28/2028    | 11/28/2023      | 6.164        | 5,999,000            | \$ 5,999,000            | \$ 5,992,881            | AA+        | Aaa            |
| FEDERAL HOME LOAN MTG CORP          | 6.125%      | 11/8/2027     | 11/8/2023       | 6.041        | 15,595,000           | \$ 15,595,000           | \$ 15,596,248           | AA+        | Aaa            |
| FEDERAL HOME LOAN MTG CORP          | 6.000%      | 5/28/2027     | 11/28/2023      | 5.918        | 2,888,000            | \$ 2,888,000            | \$ 2,884,419            | AA+        | Aaa            |
| FEDERAL HOME LOAN MTG CORP          | 6.000%      | 11/13/2028    | 11/13/2023      | 5.918        | 10,000,000           | \$ 10,000,000           | \$ 10,020,300           | AA+        | Aaa            |
| FEDERAL HOME LOAN MTG CORP          | 4.000%      | 2/28/2025     | 12/13/2023      | 5.061        | 25,000,000           | \$ 24,976,520           | \$ 24,781,750           | AA+        | Aaa            |
| FEDERAL HOME LOAN MTG CORP          | 5.750%      | 12/28/2028    | 12/28/2023      | 5.038        | 10,000,000           | \$ 10,000,000           | \$ 10,001,200           | AA+        | Aaa            |
| FEDERAL HOME LOAN MTG CORP          | 5.400%      | 12/21/2026    | 12/28/2023      | 5.331        | 15,943,000           | \$ 15,957,355           | \$ 15,953,841           | AA+        | Aaa            |
| FEDERAL NATIONAL MTG ASSN           | 0.550%      | 8/19/2025     | 8/19/2020       | 0.542        | 25,000,000           | \$ 25,000,000           | \$ 23,487,000           | AA+        | Aaa            |
| FEDERAL NATIONAL MTG ASSN           | 0.600%      | 8/28/2025     | 8/28/2020       | 0.592        | 20,000,000           | \$ 20,000,000           | \$ 18,786,600           | AA+        | Aaa            |
| FEDERAL NATIONAL MTG ASSN           | 0.600%      | 10/29/2025    | 11/3/2020       | 0.590        | 20,000,000           | \$ 20,000,000           | \$ 18,632,800           | AA+        | Aaa            |
| FEDERAL NATIONAL MTG ASSN           | 0.580%      | 10/20/2025    | 11/4/2020       | 0.585        | 13,000,000           | \$ 12,995,985           | \$ 12,119,120           | AA+        | Aaa            |
| FEDERAL NATIONAL MTG ASSN           | 0.650%      | 11/18/2025    | 11/18/2020      | 0.641        | 10,000,000           | \$ 10,000,000           | \$ 9,304,000            | AA+        | Aaa            |
| FEDERAL NATIONAL MTG ASSN           | 0.540%      | 10/27/2025    | 11/20/2020      | 0.561        | 6,000,000            | \$ 5,996,124            | \$ 5,584,860            | AA+        | Aaa            |
| FEDERAL NATIONAL MTG ASSN           | 0.560%      | 11/17/2025    | 11/24/2020      | 0.600        | 10,000,000           | \$ 9,990,574            | \$ 9,289,400            | AA+        | Aaa            |
| FEDERAL NATIONAL MTG ASSN           | 0.625%      | 11/25/2025    | 11/25/2020      | 0.616        | 2,000,000            | \$ 2,000,000            | \$ 1,858,500            | AA+        | Aaa            |
| FEDERAL NATIONAL MTG ASSN           | 0.650%      | 12/10/2025    | 12/10/2020      | 0.643        | 10,000,000           | \$ 9,999,612            | \$ 9,279,900            | AA+        | Aaa            |
| FEDERAL NATIONAL MTG ASSN           | 0.500%      | 12/16/2024    | 12/16/2020      | 0.493        | 10,000,000           | \$ 10,000,000           | \$ 9,579,900            | AA+        | Aaa            |
| FEDERAL NATIONAL MTG ASSN           | 0.625%      | 12/30/2025    | 12/30/2020      | 0.616        | 10,000,000           | \$ 10,000,000           | \$ 9,255,300            | AA+        | Aaa            |
| FEDERAL NATIONAL MTG ASSN           | 0.550%      | 1/28/2026     | 1/28/2021       | 0.542        | 15,000,000           | \$ 15,000,000           | \$ 13,881,900           | AA+        | Aaa            |
| FEDERAL NATIONAL MTG ASSN           | 1.625%      | 10/15/2024    | 5/24/2021       | 0.433        | 14,000,000           | \$ 14,129,844           | \$ 13,643,280           | AA+        | Aaa            |
| FEDERAL NATIONAL MTG ASSN           | 0.500%      | 11/7/2025     | 12/14/2021      | 1.201        | 1,500,000            | \$ 1,480,615            | \$ 1,397,175            | AA+        | Aaa            |
| FEDERAL NATIONAL MTG ASSN           | 1.625%      | 1/7/2025      | 12/16/2021      | 0.994        | 10,835,000           | \$ 10,901,731           | \$ 10,499,223           | AA+        | Aaa            |
| FEDERAL NATIONAL MTG ASSN           | 5.200%      | 2/17/2026     | 2/17/2023       | 4.228        | 10,000,000           | \$ 10,000,000           | \$ 10,009,900           | AA+        | Aaa            |
| FEDERAL NATIONAL MTG ASSN           | 5.400%      | 7/21/2027     | 4/21/2023       | 5.328        | 15,000,000           | \$ 15,000,000           | \$ 15,009,150           | AA+        | Aaa            |
| PRIVATE EXPORT FUNDING CORP         | 0.550%      | 7/30/2024     | 1/12/2023       | 4.783        | 3,250,000            | \$ 3,172,738            | \$ 3,167,613            | NR         | Aa1            |
| Sub Total Federal Agency Securities |             | 827           | 32.04%          | 2.79%        | 1,208,028,693        | \$ 1,207,953,164        | \$ 1,170,069,688        |            |                |
| U.S. TREASURY                       | 2.000%      | 5/31/2024     | 12/16/2021      | 0.823        | 10,000,000           | \$ 10,047,608           | \$ 9,866,800            | AA+        | Aaa            |
| U.S. TREASURY                       | 0.375%      | 7/15/2024     | 12/16/2021      | 0.900        | 25,000,000           | \$ 24,928,883           | \$ 24,380,750           | AA+        | Aaa            |
| U.S. TREASURY                       | 0.250%      | 5/15/2024     | 12/17/2021      | 0.806        | 25,000,000           | \$ 24,948,165           | \$ 24,550,750           | AA+        | Aaa            |
| U.S. TREASURY                       | 0.250%      | 6/15/2024     | 12/17/2021      | 0.847        | 25,000,000           | \$ 24,931,669           | \$ 24,454,000           | AA+        | Aaa            |
| U.S. TREASURY                       | 2.125%      | 7/31/2024     | 12/30/2021      | 0.867        | 25,000,000           | \$ 25,178,521           | \$ 24,578,250           | AA+        | Aaa            |
| U.S. TREASURY                       | 0.375%      | 7/15/2024     | 4/14/2022       | 2.571        | 25,000,000           | \$ 24,710,914           | \$ 24,380,750           | AA+        | Aaa            |
| U.S. TREASURY                       | 2.375%      | 8/15/2024     | 4/18/2022       | 2.554        | 25,000,000           | \$ 24,967,661           | \$ 24,591,750           | AA+        | Aaa            |
| U.S. TREASURY                       | 0.375%      | 9/15/2024     | 4/19/2022       | 2.584        | 20,000,000           | \$ 19,695,137           | \$ 19,368,800           | AA+        | Aaa            |
| U.S. TREASURY                       | 0.625%      | 10/15/2024    | 4/20/2022       | 2.668        | 20,000,000           | \$ 19,685,149           | \$ 19,343,800           | AA+        | Aaa            |
| U.S. TREASURY                       | 0.750%      | 11/15/2024    | 4/21/2022       | 2.699        | 20,000,000           | \$ 19,667,708           | \$ 19,300,800           | AA+        | Aaa            |
| U.S. TREASURY                       | 1.750%      | 7/31/2024     | 4/22/2022       | 2.674        | 25,000,000           | \$ 24,865,467           | \$ 24,528,250           | AA+        | Aaa            |
| U.S. TREASURY                       | 1.125%      | 1/15/2025     | 4/25/2022       | 2.865        | 20,000,000           | \$ 19,646,790           | \$ 19,266,000           | AA+        | Aaa            |
| U.S. TREASURY                       | 1.375%      | 1/31/2025     | 4/27/2022       | 2.849        | 20,000,000           | \$ 19,686,949           | \$ 19,296,200           | AA+        | Aaa            |
| U.S. TREASURY                       | 2.875%      | 6/15/2025     | 7/31/2023       | 4.937        | 25,000,000           | \$ 24,269,481           | \$ 24,433,500           | AA+        | Aaa            |
| U.S. TREASURY                       | 2.000%      | 2/15/2025     | 12/18/2023      | 4.963        | 25,000,000           | \$ 24,352,937           | \$ 24,264,750           | AA+        | Aaa            |
| Sub Total US Treasury               |             | 273           | 8.80%           | 2.40%        | 335,000,000          | \$ 331,583,038          | \$ 326,605,150          |            |                |
| INTER AMERICAN DEV BANK             | 2.375%      | 4/9/2024      | 6/4/2020        | 0.348        | 1,500,000            | \$ 1,507,809            | \$ 1,487,850            | AAA        | Aaa            |
| INTER AMERICAN DEV BANK             | 0.340%      | 10/15/2024    | 11/12/2020      | 0.344        | 10,000,000           | \$ 9,999,295            | \$ 9,627,900            | AAA        | Aaa            |
| INTER AMERICAN DEV BANK             | 3.000%      | 2/21/2024     | 11/1/2021       | 0.615        | 1,822,000            | \$ 1,827,960            | \$ 1,815,696            | AAA        | Aaa            |
| INTER AMERICAN DEV BANK             | 0.500%      | 9/23/2024     | 2/10/2022       | 1.500        | 10,000,000           | \$ 9,927,401            | \$ 9,678,700            | AAA        | Aaa            |
| INTER AMERICAN DEV BANK             | 1.400%      | 2/10/2025     | 2/10/2022       | 1.400        | 10,000,000           | \$ 9,997,927            | \$ 9,654,700            | AAA        | Aaa            |
| INTER AMERICAN DEV BANK             | 1.750%      | 3/14/2025     | 4/8/2022        | 2.724        | 4,300,000            | \$ 4,300,048            | \$ 4,152,424            | AAA        | Aaa            |
| INTER AMERICAN DEV BANK             | 0.625%      | 7/15/2025     | 4/11/2022       | 2.751        | 18,337,000           | \$ 17,756,925           | \$ 17,278,222           | AAA        | Aaa            |
| INTER AMERICAN DEV BANK             | 0.625%      | 7/15/2025     | 4/19/2022       | 2.722        | 1,000,000            | \$ 968,782              | \$ 942,260              | AAA        | Aaa            |
| INTER AMERICAN DEV BANK             | 3.250%      | 7/1/2024      | 7/1/2022        | 3.211        | 25,000,000           | \$ 24,999,375           | \$ 24,755,750           | AAA        | Aaa            |
| INTER AMERICAN DEV BANK             | 3.250%      | 7/1/2024      | 8/29/2022       | 3.395        | 11,412,000           | \$ 11,401,391           | \$ 11,300,505           | AAA        | Aaa            |
| INTL BANK RECON & DEV               | 1.500%      | 8/28/2024     | 6/17/2021       | 0.373        | 20,000,000           | \$ 20,146,730           | \$ 19,540,000           | AAA        | Aaa            |
| INTL BANK RECON & DEV               | 0.650%      | 2/24/2026     | 6/23/2021       | 0.890        | 10,000,000           | \$ 9,947,118            | \$ 9,207,600            | AAA        | Aaa            |
| INTL BANK RECON & DEV               | 1.230%      | 11/17/2026    | 11/17/2021      | 1.260        | 10,000,000           | \$ 9,986,762            | \$ 8,981,310            | AAA        | Aaa            |
| INTL BANK RECON & DEV               | 2.250%      | 11/6/2026     | 12/10/2021      | 1.632        | 15,000,000           | \$ 14,991,294           | \$ 14,049,450           | AAA        | Aaa            |
| INTL BANK RECON & DEV               | 5.750%      | 6/15/2026     | 6/15/2023       | 4.670        | 10,000,000           | \$ 10,000,000           | \$ 10,011,600           | AAA        | Aaa            |
| INTL FINANCE CORP                   | 0.500%      | 7/15/2025     | 7/17/2020       | 0.638        | 20,000,000           | \$ 20,000,000           | \$ 18,937,000           | AAA        | Aaa            |
| INTL FINANCE CORP                   | 0.376%      | 10/15/2025    | 10/19/2020      | 0.266        | 20,000,000           | \$ 19,992,829           | \$ 18,681,600           | AAA        | Aaa            |
| INTL FINANCE CORP                   | 0.350%      | 10/15/2025    | 10/30/2020      | 0.262        | 12,000,000           | \$ 11,996,753           | \$ 11,194,440           | AAA        | Aaa            |
| INTL FINANCE CORP                   | 0.350%      | 11/15/2025    | 11/30/2020      | 0.247        | 10,000,000           | \$ 10,000,000           | \$ 9,386,300            | AAA        | Aaa            |

APPENDIX A: Sonoma County Treasury Pooled Investment Inventory

Dec 31, 2023



| Description                        | Coupon Rate | Maturity Date | Purchase Date   | Book Yield   | Current Par / Shares | Current Book / Shares   | Market Value            | S&P Rating | Moody's Rating |
|------------------------------------|-------------|---------------|-----------------|--------------|----------------------|-------------------------|-------------------------|------------|----------------|
| <b>TOTAL</b>                       |             | <b>(WAM)</b>  | <b>(% Pool)</b> | <b>3.43%</b> | <b>3,801,285,817</b> | <b>\$ 3,769,959,632</b> | <b>\$ 3,700,156,750</b> |            |                |
| INTL FINANCE CORP                  | 0.350%      | 11/15/2025    | 12/11/2020      | 0.265        | 1,250,000            | \$ 1,249,525            | \$ 1,173,288            | AAA        | Aaa            |
| INTL FINANCE CORP                  | 0.625%      | 3/15/2026     | 4/1/2021        | 0.544        | 1,990,000            | \$ 1,987,786            | \$ 1,847,994            | AAA        | Aaa            |
| INTL FINANCE CORP                  | 0.750%      | 5/15/2026     | 5/28/2021       | 0.498        | 10,000,000           | \$ 9,998,805            | \$ 9,306,100            | AAA        | Aaa            |
| INTL FINANCE CORP                  | 0.470%      | 9/3/2024      | 9/3/2021        | 0.475        | 20,000,000           | \$ 19,998,414           | \$ 19,373,800           | AAA        | Aaa            |
| INTL FINANCE CORP                  | 0.676%      | 3/6/2024      | 12/6/2021       | 0.672        | 15,000,000           | \$ 14,999,868           | \$ 14,867,550           | AAA        | Aaa            |
| INTL FINANCE CORP                  | 0.376%      | 7/16/2025     | 5/13/2022       | 2.852        | 7,000,000            | \$ 6,742,292            | \$ 6,571,530            | AAA        | Aaa            |
| INTL FINANCE CORP                  | 2.650%      | 6/24/2024     | 6/24/2022       | 2.647        | 8,000,000            | \$ 7,998,751            | \$ 7,888,240            | AAA        | Aaa            |
| Sub Total Supranational Securities |             | 488           | 7.50%           | 1.44%        | 283,611,000          | \$ 282,673,836          | \$ 271,711,807          |            |                |
| APPLE                              | 3.000%      | 2/9/2024      | 3/16/2020       | 1.489        | 10,000,000           | \$ 10,015,222           | \$ 9,970,200            | AA+        | Aaa            |
| APPLE                              | 2.850%      | 5/11/2024     | 4/3/2020        | 1.317        | 4,682,000            | \$ 4,706,841            | \$ 4,638,223            | AA+        | Aaa            |
| APPLE                              | 1.800%      | 9/11/2024     | 4/8/2020        | 1.258        | 3,286,000            | \$ 3,297,593            | \$ 3,216,205            | AA+        | Aaa            |
| APPLE                              | 3.450%      | 5/6/2024      | 5/19/2021       | 0.416        | 9,918,000            | \$ 10,021,538           | \$ 9,849,070            | AA+        | Aaa            |
| AMAZON.COM                         | 0.450%      | 5/12/2024     | 5/12/2021       | 0.492        | 2,000,000            | \$ 1,999,646            | \$ 1,964,660            | AA         | A1             |
| BANK OF NEW YORK                   | 2.100%      | 10/24/2024    | 4/19/2022       | 2.673        | 5,000,000            | \$ 4,976,155            | \$ 4,866,850            | A          | A1             |
| BMW CAPITAL USA                    | 5.300%      | 8/11/2025     | 8/11/2023       | 5.231        | 10,000,000           | \$ 9,999,517            | \$ 10,086,600           | A          | A2             |
| BMW CAPITAL USA                    | 5.050%      | 8/11/2028     | 8/11/2023       | 4.988        | 10,000,000           | \$ 9,997,141            | \$ 10,184,400           | A          | A2             |
| CATERPILLAR FINANCIAL              | 0.950%      | 1/10/2024     | 4/13/2022       | 2.460        | 4,500,000            | \$ 4,498,310            | \$ 4,495,545            | A          | A2             |
| CATERPILLAR FINANCIAL              | 1.450%      | 5/15/2025     | 12/14/2023      | 5.135        | 3,819,000            | \$ 3,635,984            | \$ 3,648,596            | A          | A2             |
| CHUBB HOLDINGS INC                 | 3.150%      | 3/15/2025     | 12/13/2023      | 5.274        | 9,145,000            | \$ 8,983,691            | \$ 8,942,713            | A          | A3             |
| CHUBB HOLDINGS INC                 | 3.150%      | 3/15/2025     | 12/22/2023      | 5.033        | 1,209,000            | \$ 1,191,948            | \$ 1,182,257            | A          | A3             |
| CISCO SYSTEMS                      | 3.500%      | 6/15/2025     | 12/15/2021      | 1.244        | 9,000,000            | \$ 9,286,029            | \$ 8,870,040            | AA-        | A1             |
| CISCO SYSTEMS                      | 3.500%      | 6/15/2025     | 5/2/2022        | 2.984        | 1,000,000            | \$ 1,006,528            | \$ 985,560              | AA-        | A1             |
| COLGATE-PALMOLIVE                  | 7.600%      | 5/19/2025     | 12/12/2022      | 4.506        | 1,500,000            | \$ 1,558,891            | \$ 1,561,590            | AA-        | Aa3            |
| CREDIT SUISSE NY                   | 0.495%      | 2/2/2024      | 11/6/2023       | 6.460        | 5,368,000            | \$ 5,347,345            | \$ 5,344,166            | A+         | A3             |
| CREDIT SUISSE NY                   | 4.750%      | 8/9/2024      | 11/13/2023      | 6.259        | 8,475,000            | \$ 8,500,655            | \$ 8,422,540            | A+         | A3             |
| CREDIT SUISSE NY                   | 3.625%      | 9/9/2024      | 12/18/2023      | 5.842        | 7,500,000            | \$ 7,459,745            | \$ 7,393,650            | A+         | A3             |
| JOHN DEERE & CO                    | 4.800%      | 1/9/2026      | 1/9/2023        | 4.695        | 10,000,000           | \$ 10,007,482           | \$ 10,053,100           | A          | A2             |
| EQUITABLE FINANCIAL LIFE           | 1.000%      | 1/9/2026      | 1/13/2023       | 4.819        | 972,000              | \$ 901,718              | \$ 889,156              | A+         | A1             |
| EQUITABLE FINANCIAL LIFE           | 1.300%      | 7/12/2026     | 1/25/2023       | 4.795        | 19,454,000           | \$ 17,857,972           | \$ 17,528,638           | A+         | A1             |
| EQUITABLE FINANCIAL LIFE           | 1.800%      | 3/8/2028      | 4/21/2023       | 5.213        | 4,190,000            | \$ 3,657,217            | \$ 3,670,105            | A+         | A1             |
| EQUITABLE FINANCIAL LIFE           | 5.500%      | 12/2/2025     | 7/5/2023        | 5.941        | 1,476,000            | \$ 1,462,319            | \$ 1,475,956            | A+         | A1             |
| EQUITABLE FINANCIAL LIFE           | 1.300%      | 7/12/2026     | 7/12/2023       | 5.935        | 2,119,000            | \$ 1,890,658            | \$ 1,909,283            | A+         | A1             |
| EQUITABLE FINANCIAL LIFE           | 1.800%      | 3/8/2028      | 10/17/2023      | 6.066        | 1,810,000            | \$ 1,528,444            | \$ 1,585,415            | A+         | A1             |
| EQUITABLE FINANCIAL LIFE           | 1.800%      | 3/8/2028      | 11/9/2023       | 6.039        | 15,415,000           | \$ 13,043,312           | \$ 13,502,307           | A+         | A1             |
| EQUITABLE FINANCIAL LIFE           | 1.400%      | 7/7/2025      | 11/20/2023      | 5.938        | 3,190,000            | \$ 2,996,511            | \$ 3,007,022            | A+         | A1             |
| ALPHABET INC                       | 3.375%      | 2/25/2024     | 1/31/2022       | 1.262        | 4,361,000            | \$ 4,374,481            | \$ 4,346,085            | AA+        | Aa2            |
| ALPHABET INC                       | 0.450%      | 8/15/2025     | 1/31/2022       | 1.569        | 5,000,000            | \$ 4,910,406            | \$ 4,693,500            | AA+        | Aa2            |
| GUARDIAN LIFE                      | 5.550%      | 10/28/2027    | 12/6/2022       | 5.474        | 12,070,000           | \$ 12,384,203           | \$ 12,525,643           | AA+        | Aa1            |
| GUARDIAN LIFE                      | 1.250%      | 5/13/2026     | 12/6/2022       | 4.671        | 6,442,000            | \$ 5,956,724            | \$ 5,917,686            | AA+        | Aa1            |
| GUARDIAN LIFE                      | 1.400%      | 7/6/2027      | 2/8/2023        | 4.548        | 7,825,000            | \$ 7,034,232            | \$ 6,985,299            | AA+        | Aa1            |
| GUARDIAN LIFE                      | 3.246%      | 3/29/2027     | 5/19/2023       | 4.747        | 1,850,000            | \$ 1,765,029            | \$ 1,761,367            | AA+        | Aa1            |
| GUARDIAN LIFE                      | 1.400%      | 7/6/2027      | 5/19/2023       | 4.679        | 5,508,000            | \$ 4,926,459            | \$ 4,916,937            | AA+        | Aa1            |
| GUARDIAN LIFE                      | 5.550%      | 10/28/2027    | 5/19/2023       | 4.738        | 2,190,000            | \$ 2,245,654            | \$ 2,272,673            | AA+        | Aa1            |
| GUARDIAN LIFE                      | 1.250%      | 11/19/2027    | 6/12/2023       | 4.957        | 1,500,000            | \$ 1,305,007            | \$ 1,323,900            | AA+        | Aa1            |
| GUARDIAN LIFE                      | 3.246%      | 3/29/2027     | 7/5/2023        | 5.184        | 2,800,000            | \$ 2,636,018            | \$ 2,665,852            | AA+        | Aa1            |
| GUARDIAN LIFE                      | 5.550%      | 10/28/2027    | 7/7/2023        | 5.131        | 11,350,000           | \$ 11,482,912           | \$ 11,778,463           | AA+        | Aa1            |
| HSBC BANK NA                       | 5.625%      | 3/17/2025     | 12/28/2023      | 5.088        | 1,192,000            | \$ 1,217,157            | \$ 1,197,638            | A-         | A2             |
| IBM INC                            | 3.000%      | 5/15/2024     | 4/13/2021       | 0.608        | 7,893,000            | \$ 7,962,243            | \$ 7,821,174            | A-         | A3             |
| IBM INC                            | 3.625%      | 2/12/2024     | 5/19/2021       | 0.470        | 24,458,000           | \$ 24,545,026           | \$ 24,398,322           | A-         | A3             |
| INTEL CORP                         | 3.400%      | 3/25/2025     | 12/14/2023      | 5.207        | 3,000,000            | \$ 2,955,841            | \$ 2,948,910            | A          | A2             |
| JOHNSON & JOHNSON                  | 2.625%      | 1/15/2025     | 3/30/2020       | 1.226        | 11,300,000           | \$ 11,443,544           | \$ 11,059,988           | AAA        | Aaa            |
| J PAUL GETTY MUSEUM                | 0.391%      | 1/1/2024      | 1/28/2021       | 0.386        | 7,000,000            | \$ 7,000,000            | \$ 7,000,000            | AAA        | Aaa            |
| JACKSON NATIONAL LIFE              | 1.750%      | 1/12/2025     | 1/3/2023        | 5.297        | 20,000,000           | \$ 19,301,665           | \$ 19,173,000           | A          | A3             |
| KAISER FOUNDATION                  | 3.150%      | 5/1/2027      | 12/12/2022      | 4.357        | 9,005,000            | \$ 8,662,342            | \$ 8,611,842            | AA-        | NR             |
| ELI LILLY & CO                     | 7.125%      | 6/1/2025      | 3/10/2022       | 2.190        | 18,163,000           | \$ 19,373,909           | \$ 18,771,824           | A+         | A1             |
| MASSACHUSETTS MUTUAL               | 3.400%      | 3/8/2026      | 12/7/2022       | 4.638        | 12,000,000           | \$ 11,686,275           | \$ 11,684,760           | AA+        | Aa3            |
| MASSACHUSETTS MUTUAL               | 2.750%      | 6/22/2024     | 11/10/2023      | 4.920        | 3,090,000            | \$ 3,058,671            | \$ 3,048,161            | AA+        | Aa3            |
| MASSACHUSETTS MUTUAL               | 1.200%      | 7/16/2026     | 2/10/2023       | 4.537        | 3,703,000            | \$ 3,410,065            | \$ 3,380,432            | AA+        | Aa3            |
| MASSACHUSETTS MUTUAL               | 5.050%      | 6/14/2028     | 6/14/2023       | 4.383        | 3,000,000            | \$ 3,005,846            | \$ 3,033,960            | AA+        | Aa3            |
| METLIFE INC                        | 3.600%      | 1/11/2024     | 11/14/2022      | 5.375        | 8,944,000            | \$ 8,939,592            | \$ 8,940,512            | AA-        | Aa3            |
| METLIFE INC                        | 7.800%      | 11/1/2025     | 1/13/2023       | 5.070        | 1,195,000            | \$ 1,248,542            | \$ 1,247,986            | A          | A2             |
| METLIFE INC                        | 2.800%      | 3/21/2025     | 11/8/2023       | 4.622        | 13,140,000           | \$ 12,854,907           | \$ 12,794,155           | AA-        | Aa3            |
| METLIFE INC                        | 0.550%      | 6/7/2024      | 5/11/2023       | 5.206        | 7,000,000            | \$ 6,862,312            | \$ 6,851,740            | AA-        | Aa3            |
| METLIFE INC                        | 4.050%      | 8/25/2025     | 5/11/2023       | 4.965        | 3,794,000            | \$ 3,736,319            | \$ 3,739,063            | AA-        | Aa3            |
| METLIFE INC                        | 0.550%      | 6/7/2024      | 5/16/2023       | 5.148        | 5,350,000            | \$ 5,245,993            | \$ 5,236,687            | AA-        | Aa3            |
| METLIFE INC                        | 0.950%      | 7/2/2025      | 5/16/2023       | 4.735        | 5,000,000            | \$ 4,728,017            | \$ 4,713,900            | AA-        | Aa3            |
| METLIFE INC                        | 3.000%      | 9/19/2027     | 5/18/2023       | 4.719        | 15,262,000           | \$ 14,357,269           | \$ 14,304,004           | AA-        | Aa3            |
| METLIFE INC                        | 3.000%      | 9/19/2027     | 5/26/2023       | 4.930        | 7,000,000            | \$ 6,537,309            | \$ 6,560,610            | AA-        | Aa3            |
| METLIFE INC                        | 4.400%      | 6/30/2027     | 6/12/2023       | 5.036        | 4,790,000            | \$ 4,684,237            | \$ 4,706,031            | AA-        | Aa3            |
| METLIFE INC                        | 3.000%      | 9/19/2027     | 6/12/2023       | 5.036        | 3,670,000            | \$ 3,414,637            | \$ 3,439,634            | AA-        | Aa3            |

APPENDIX A: Sonoma County Treasury Pooled Investment Inventory

Dec 31, 2023



| Description                    | Coupon Rate | Maturity Date | Purchase Date   | Book Yield   | Current Par / Shares | Current Book / Shares   | Market Value            | S&P Rating | Moody's Rating |
|--------------------------------|-------------|---------------|-----------------|--------------|----------------------|-------------------------|-------------------------|------------|----------------|
| <b>TOTAL</b>                   |             | <b>(WAM)</b>  | <b>(% Pool)</b> | <b>3.43%</b> | <b>3,801,285,817</b> | <b>\$ 3,769,959,632</b> | <b>\$ 3,700,156,750</b> |            |                |
| METLIFE INC                    | 5.400%      | 6/20/2026     | 6/20/2023       | 5.356        | 15,000,000           | \$ 14,989,875           | \$ 15,223,200           | AA-        | Aa3            |
| METLIFE INC                    | 1.875%      | 1/11/2027     | 7/5/2023        | 5.194        | 1,940,000            | \$ 1,760,309            | \$ 1,771,492            | AA-        | Aa3            |
| METLIFE INC                    | 1.875%      | 1/11/2027     | 7/11/2023       | 5.379        | 3,825,000            | \$ 3,452,249            | \$ 3,492,761            | AA-        | Aa3            |
| METLIFE INC                    | 1.875%      | 1/11/2027     | 10/27/2023      | 5.869        | 3,096,000            | \$ 2,769,809            | \$ 2,827,081            | AA-        | Aa3            |
| METLIFE INC                    | 3.000%      | 3/1/2025      | 10/27/2023      | 5.843        | 1,902,000            | \$ 1,849,296            | \$ 1,860,479            | A-         | A3             |
| METLIFE INC                    | 1.875%      | 1/11/2027     | 12/11/2023      | 5.226        | 7,480,000            | \$ 6,831,460            | \$ 6,830,287            | AA-        | Aa3            |
| 3M COMPANY                     | 3.000%      | 8/7/2025      | 8/9/2022        | 3.345        | 4,716,000            | \$ 4,688,130            | \$ 4,570,747            | A-         | A3             |
| MORGAN STANLEY                 | 3.125%      | 7/27/2026     | 12/28/2023      | 4.857        | 8,500,000            | \$ 8,245,909            | \$ 8,139,175            | A-         | A1             |
| MICROSOFT CORP                 | 2.875%      | 2/6/2024      | 11/13/2020      | 0.295        | 12,179,000           | \$ 12,206,485           | \$ 12,148,674           | AAA        | Aaa            |
| MICROSOFT CORP                 | 3.125%      | 11/3/2025     | 4/9/2021        | 1.034        | 7,784,000            | \$ 8,073,496            | \$ 7,597,807            | AAA        | Aaa            |
| MICROSOFT CORP                 | 2.700%      | 2/12/2025     | 12/14/2023      | 5.031        | 10,836,000           | \$ 10,656,867           | \$ 10,603,459           | AAA        | Aaa            |
| MUTUAL OF OMAHA                | 5.800%      | 7/27/2026     | 10/17/2023      | 5.869        | 3,769,000            | \$ 3,803,967            | \$ 3,840,498            | A+         | A1             |
| MUTUAL OF OMAHA                | 5.800%      | 7/27/2026     | 12/11/2023      | 5.196        | 10,500,000           | \$ 10,858,447           | \$ 10,699,185           | A+         | A1             |
| MUTUAL OF OMAHA                | 5.450%      | 12/12/2028    | 12/12/2023      | 5.259        | 10,000,000           | \$ 10,050,561           | \$ 10,204,900           | A+         | A1             |
| NATIONAL AUSTRALIA BANK        | 4.944%      | 1/12/2028     | 1/12/2023       | 4.876        | 10,000,000           | \$ 10,000,000           | \$ 10,101,800           | AA-        | Aa3            |
| NATIONAL SECURITIES CLEARING C | 5.150%      | 5/30/2025     | 5/30/2023       | 5.099        | 2,000,000            | \$ 1,999,463            | \$ 2,010,000            | AA+        | Aaa            |
| NATIONAL SECURITIES CLEARING C | 5.000%      | 5/30/2028     | 5/30/2023       | 4.993        | 3,000,000            | \$ 2,992,823            | \$ 3,056,190            | AA+        | Aaa            |
| NORTHERN TRUST                 | 4.000%      | 5/10/2027     | 10/27/2023      | 5.782        | 2,000,000            | \$ 1,888,464            | \$ 1,972,940            | A+         | A2             |
| NORTHWESTERN MUTUAL LIFE       | 4.000%      | 7/1/2025      | 1/13/2023       | 4.520        | 2,142,000            | \$ 2,124,467            | \$ 2,122,422            | AA+        | Aaa            |
| NORTHWESTERN MUTUAL LIFE       | 4.900%      | 6/12/2028     | 6/12/2023       | 4.888        | 5,000,000            | \$ 4,989,104            | \$ 5,018,300            | AA+        | Aaa            |
| NORTHWESTERN MUTUAL LIFE       | 1.750%      | 1/11/2027     | 7/11/2023       | 5.182        | 5,000,000            | \$ 4,521,135            | \$ 4,573,750            | AA+        | Aaa            |
| NORTHWESTERN MUTUAL LIFE       | 0.800%      | 1/14/2026     | 7/14/2023       | 5.380        | 6,320,000            | \$ 5,767,027            | \$ 5,843,282            | AA+        | Aaa            |
| NORTHWESTERN MUTUAL LIFE       | 4.900%      | 6/12/2028     | 8/21/2023       | 5.223        | 4,000,000            | \$ 3,938,254            | \$ 4,014,640            | AA+        | Aaa            |
| NORTHWESTERN MUTUAL LIFE       | 0.800%      | 1/14/2026     | 8/21/2023       | 5.498        | 5,000,000            | \$ 4,554,883            | \$ 4,622,850            | AA+        | Aaa            |
| NEW YORK LIFE                  | 0.950%      | 6/24/2025     | 1/18/2023       | 4.543        | 8,860,000            | \$ 8,411,158            | \$ 8,365,878            | AA+        | Aaa            |
| NEW YORK LIFE                  | 1.150%      | 6/9/2026      | 2/7/2023        | 4.367        | 1,270,000            | \$ 1,176,556            | \$ 1,163,422            | AA+        | Aaa            |
| NEW YORK LIFE                  | 3.150%      | 6/6/2024      | 9/15/2023       | 5.592        | 6,000,000            | \$ 5,936,895            | \$ 5,940,540            | AA+        | Aaa            |
| NEW YORK LIFE                  | 3.855%      | 8/26/2024     | 9/15/2023       | 5.612        | 3,000,000            | \$ 2,971,536            | \$ 2,969,940            | AA+        | Aaa            |
| NEW YORK LIFE                  | 3.150%      | 6/6/2024      | 12/22/2023      | 5.676        | 2,120,000            | \$ 2,099,726            | \$ 2,098,991            | AA+        | Aaa            |
| PACIFIC LIFE                   | 1.200%      | 6/24/2025     | 11/30/2022      | 5.047        | 2,275,000            | \$ 2,152,798            | \$ 2,157,678            | AA-        | Aa3            |
| PACIFIC LIFE                   | 4.900%      | 4/4/2028      | 5/22/2023       | 4.815        | 5,000,000            | \$ 5,003,063            | \$ 4,990,200            | AA-        | Aa3            |
| PACIFIC LIFE                   | 1.450%      | 1/20/2028     | 7/10/2023       | 5.572        | 1,152,000            | \$ 981,118              | \$ 1,004,820            | AA-        | Aa3            |
| PACIFIC LIFE                   | 5.500%      | 8/28/2026     | 8/30/2023       | 5.437        | 7,000,000            | \$ 6,997,825            | \$ 7,128,590            | AA-        | Aa3            |
| PACIFIC LIFE                   | 1.600%      | 9/21/2028     | 12/7/2023       | 5.221        | 2,375,000            | \$ 2,021,287            | \$ 2,034,781            | AA-        | Aa3            |
| PRINCIPAL LIFE                 | 0.875%      | 1/12/2026     | 12/7/2022       | 4.744        | 5,000,000            | \$ 4,632,861            | \$ 4,590,150            | A+         | A1             |
| PRINCIPAL LIFE                 | 1.250%      | 8/16/2026     | 7/28/2023       | 5.489        | 1,115,000            | \$ 1,000,276            | \$ 1,010,603            | A+         | A1             |
| PRINCIPAL LIFE                 | 0.875%      | 1/12/2026     | 8/1/2023        | 5.472        | 3,852,000            | \$ 3,516,329            | \$ 3,536,252            | A+         | A1             |
| PRINCIPAL LIFE                 | 5.500%      | 6/28/2028     | 11/13/2023      | 5.881        | 2,380,000            | \$ 2,337,193            | \$ 2,410,654            | A+         | A1             |
| PRINCIPAL LIFE                 | 1.500%      | 11/17/2026    | 12/7/2023       | 5.191        | 15,000,000           | \$ 13,525,498           | \$ 13,648,050           | A+         | A1             |
| PRINCIPAL LIFE                 | 1.250%      | 6/23/2025     | 12/20/2023      | 4.981        | 3,000,000            | \$ 2,839,724            | \$ 2,839,320            | A+         | A1             |
| PRINCIPAL LIFE                 | 1.250%      | 6/23/2025     | 12/20/2023      | 5.063        | 21,425,000           | \$ 20,256,222           | \$ 20,277,477           | A+         | A1             |
| PROCTOR AND GAMBLE             | 2.700%      | 2/2/2026      | 2/5/2021        | 0.622        | 6,871,000            | \$ 6,872,488            | \$ 6,637,936            | AA-        | Aa3            |
| PROCTOR AND GAMBLE             | 0.550%      | 10/29/2025    | 12/15/2021      | 1.230        | 10,003,000           | \$ 9,878,868            | \$ 9,347,403            | AA-        | Aa3            |
| PROCTOR AND GAMBLE             | 2.700%      | 2/2/2026      | 12/16/2021      | 1.275        | 4,338,000            | \$ 4,461,649            | \$ 4,190,855            | AA-        | Aa3            |
| PROTECTIVE LIFE                | 5.209%      | 4/14/2026     | 4/14/2023       | 5.138        | 10,000,000           | \$ 10,000,000           | \$ 9,988,500            | AA-        | A1             |
| PROTECTIVE LIFE                | 1.646%      | 1/13/2025     | 5/9/2023        | 4.938        | 1,750,000            | \$ 1,692,380            | \$ 1,682,398            | AA-        | A1             |
| PROTECTIVE LIFE                | 0.781%      | 7/5/2024      | 5/9/2023        | 5.046        | 7,289,000            | \$ 7,134,055            | \$ 7,114,501            | AA-        | A1             |
| PROTECTIVE LIFE                | 5.366%      | 1/6/2026      | 7/14/2023       | 5.418        | 1,255,000            | \$ 1,253,508            | \$ 1,263,785            | AA-        | A1             |
| PROTECTIVE LIFE                | 1.900%      | 7/6/2028      | 7/14/2023       | 5.330        | 4,250,000            | \$ 3,669,195            | \$ 3,762,780            | AA-        | A1             |
| PROTECTIVE LIFE                | 3.218%      | 3/28/2025     | 11/1/2023       | 5.931        | 5,801,000            | \$ 5,627,597            | \$ 5,657,657            | AA-        | A1             |
| PROTECTIVE LIFE                | 4.714%      | 7/6/2027      | 12/7/2023       | 5.173        | 9,440,000            | \$ 9,467,494            | \$ 9,382,322            | AA-        | A1             |
| PRUDENTIAL FINANCIAL           | 2.400%      | 9/23/2024     | 4/21/2023       | 4.977        | 2,885,000            | \$ 2,832,001            | \$ 2,821,097            | AA-        | Aa3            |
| PRUDENTIAL FINANCIAL           | 5.100%      | 5/30/2028     | 5/30/2023       | 5.034        | 7,000,000            | \$ 6,998,888            | \$ 7,078,960            | AA-        | Aa3            |
| PRUDENTIAL FINANCIAL           | 5.100%      | 5/30/2028     | 6/14/2023       | 5.093        | 7,000,000            | \$ 6,982,562            | \$ 7,078,960            | AA-        | Aa3            |
| PRUDENTIAL FINANCIAL           | 5.550%      | 8/28/2026     | 8/28/2023       | 5.510        | 3,000,000            | \$ 2,997,315            | \$ 3,061,710            | AA-        | Aa3            |
| RABOBANK NY                    | 5.500%      | 10/5/2026     | 10/5/2023       | 5.527        | 8,000,000            | \$ 7,979,089            | \$ 8,182,800            | A+         | Aa2            |
| REINSURANCE GROUP OF AMERICA   | 2.000%      | 11/30/2026    | 1/18/2023       | 4.697        | 6,250,000            | \$ 5,795,396            | \$ 5,715,438            | AA-        | A1             |
| REINSURANCE GROUP OF AMERICA   | 2.000%      | 11/30/2026    | 5/25/2023       | 5.357        | 1,000,000            | \$ 910,085              | \$ 914,470              | AA-        | A1             |
| REINSURANCE GROUP OF AMERICA   | 2.000%      | 11/30/2026    | 11/20/2023      | 5.924        | 2,730,000            | \$ 2,442,493            | \$ 2,496,503            | AA-        | A1             |
| REINSURANCE GROUP OF AMERICA   | 6.000%      | 11/21/2028    | 11/21/2023      | 5.948        | 10,000,000           | \$ 9,987,093            | \$ 10,368,100           | AA-        | A1             |
| CHARLES SCHWAB CORP            | 4.200%      | 3/24/2025     | 12/22/2023      | 5.188        | 7,114,000            | \$ 7,097,861            | \$ 7,031,051            | A-         | A2             |
| CHARLES SCHWAB CORP            | 3.850%      | 5/21/2025     | 12/28/2023      | 5.158        | 5,682,000            | \$ 5,600,558            | \$ 5,572,962            | A-         | A2             |
| STATE STREET CORP              | 3.550%      | 8/18/2025     | 5/2/2022        | 3.247        | 7,262,000            | \$ 7,290,610            | \$ 7,124,893            | A          | A1             |
| TARGET CORP                    | 3.500%      | 7/1/2024      | 6/28/2022       | 3.310        | 9,950,000            | \$ 9,956,862            | \$ 9,863,037            | A          | A2             |
| TARGET CORP                    | 3.500%      | 7/1/2024      | 11/3/2022       | 4.743        | 5,480,000            | \$ 5,445,855            | \$ 5,432,105            | A          | A2             |
| USAA CAPTIAL CORP              | 0.500%      | 5/1/2024      | 12/22/2023      | 5.661        | 1,000,000            | \$ 983,583              | \$ 984,160              | AA         | Aa1            |
| WAL-MART INC                   | 2.850%      | 7/8/2024      | 3/13/2020       | 1.107        | 10,000,000           | \$ 10,081,186           | \$ 9,874,500            | AA         | Aa2            |
| Sub Total Corporate Bonds      |             | 752           | 21.16%          | 4.19%        | 817,036,000          | \$ 797,682,470          | \$ 795,037,731          |            |                |
| CALIFORNIA DEVL AUTHORITY      | 4.362%      | 6/1/2027      | 12/9/2022       | 4.992        | 1,720,000            | \$ 1,460,114            | \$ 1,456,135            | AA         | NR             |
| FRESNO COUNTY                  | 4.464%      | 8/15/2027     | 7/5/2023        | 5.073        | 3,700,000            | \$ 3,093,525            | \$ 3,089,500            | AA         | NR             |



APPENDIX A: Sonoma County Treasury Pooled Investment Inventory

Dec 31, 2023



| Description                           | Coupon Rate | Maturity Date | Purchase Date   | Book Yield   | Current Par / Shares | Current Book / Shares   | Market Value            | S&P Rating | Moody's Rating |
|---------------------------------------|-------------|---------------|-----------------|--------------|----------------------|-------------------------|-------------------------|------------|----------------|
| <b>TOTAL</b>                          |             | <b>(WAM)</b>  | <b>(% Pool)</b> | <b>3.43%</b> | <b>3,801,285,817</b> | <b>\$ 3,769,959,632</b> | <b>\$ 3,700,156,750</b> |            |                |
| KERN COUNTY CA                        | 1.478%      | 8/15/2025     | 12/18/2020      | 1.560        | 2,300,000            | \$ 2,244,095            | \$ 2,113,079            | AA-        | NR             |
| KERN COUNTY CA                        | 4.404%      | 8/15/2026     | 4/10/2023       | 4.895        | 10,000,000           | \$ 8,829,377            | \$ 8,767,000            | AA-        | NR             |
| NAPA VALLEY COMM COLL DIST            | 1.224%      | 8/1/2024      | 5/4/2020        | 1.279        | 2,595,000            | \$ 2,576,211            | \$ 2,552,131            | AA-        | Aa3            |
| Sub Total Municipal Zero Coupon Bonds |             | 893           | 0.48%           | 4.01%        | 20,315,000           | \$ 18,203,321           | \$ 17,977,844           |            |                |
| --no holdings--                       |             |               |                 |              |                      |                         |                         |            |                |
| Sub Total Municipal Notes             |             | 0             | 0.00%           | 0.00%        | -                    | \$ -                    | \$ -                    |            |                |
| ALAMEDA COUNTY                        | 3.360%      | 8/1/2024      | 8/24/2022       | 3.315        | 1,525,000            | \$ 1,525,000            | \$ 1,511,855            | AAA        | Aaa            |
| ALAMEDA COUNTY                        | 3.399%      | 8/1/2025      | 8/24/2022       | 3.334        | 1,300,000            | \$ 1,300,372            | \$ 1,275,768            | AAA        | Aaa            |
| ALAMEDA COUNTY                        | 3.410%      | 8/1/2026      | 8/24/2022       | 3.364        | 1,150,000            | \$ 1,150,000            | \$ 1,123,527            | AAA        | Aaa            |
| ALAMEDA COUNTY                        | 3.460%      | 8/1/2027      | 8/24/2022       | 3.413        | 1,150,000            | \$ 1,150,000            | \$ 1,120,813            | AAA        | Aaa            |
| ALAMEDA COUNTY                        | 3.460%      | 8/1/2027      | 11/9/2022       | 4.883        | 1,500,000            | \$ 1,429,296            | \$ 1,461,930            | AAA        | Aaa            |
| ANAHEIM CA                            | 0.632%      | 7/1/2024      | 6/22/2021       | 0.592        | 500,000              | \$ 500,079              | \$ 488,870              | AA         | A1             |
| ANAHEIM CA                            | 0.936%      | 7/1/2025      | 6/22/2021       | 0.868        | 960,000              | \$ 960,787              | \$ 903,715              | AA         | A1             |
| ANAHEIM CA                            | 1.186%      | 7/1/2026      | 7/13/2021       | 1.085        | 660,000              | \$ 661,375              | \$ 604,738              | AA         | A1             |
| ATASCADERO UNIFIED SCHOOLS            | 0.699%      | 8/1/2024      | 12/14/2020      | 0.617        | 345,000              | \$ 345,147              | \$ 336,554              | NR         | Aa3            |
| AUBURN CA                             | 0.656%      | 6/1/2024      | 6/17/2021       | 0.592        | 460,000              | \$ 460,106              | \$ 451,219              | AA+        | NR             |
| BEVERLY HILLS CA                      | 2.255%      | 6/1/2025      | 1/22/2021       | 0.740        | 395,000              | \$ 403,269              | \$ 379,666              | AA+        | NR             |
| BEVERLY HILLS CA WATER                | 0.569%      | 6/1/2024      | 8/12/2020       | 0.493        | 225,000              | \$ 225,064              | \$ 221,072              | AAA        | NR             |
| BEVERLY HILLS CA WATER                | 0.719%      | 6/1/2025      | 8/12/2020       | 0.641        | 205,000              | \$ 205,197              | \$ 193,873              | AAA        | NR             |
| CA STATE GO                           | 5.000%      | 10/1/2024     | 3/24/2020       | 2.139        | 4,590,000            | \$ 4,664,061            | \$ 4,666,699            | AA-        | Aa2            |
| CA STATE GO                           | 5.000%      | 8/1/2024      | 3/24/2020       | 2.495        | 1,800,000            | \$ 1,822,632            | \$ 1,823,148            | AA-        | Aa2            |
| CA STATE GO                           | 2.375%      | 10/1/2026     | 10/1/2021       | 0.971        | 11,000,000           | \$ 11,409,464           | \$ 10,417,440           | AA-        | Aa2            |
| CA STATE GO                           | 3.000%      | 11/1/2025     | 11/12/2021      | 1.016        | 1,000,000            | \$ 1,035,295            | \$ 969,960              | AA-        | Aa2            |
| CA STATE GO                           | 1.500%      | 10/1/2025     | 11/17/2021      | 1.016        | 4,650,000            | \$ 4,687,386            | \$ 4,398,668            | AA-        | Aa2            |
| CALIFORNIA INFRASTRUCTURE BK          | 0.645%      | 10/1/2024     | 12/17/2020      | 0.636        | 3,050,000            | \$ 3,050,000            | \$ 2,953,437            | AAA        | NR             |
| CALIFORNIA INFRASTRUCTURE BK          | 0.765%      | 10/1/2025     | 12/17/2020      | 0.755        | 1,480,000            | \$ 1,480,000            | \$ 1,382,483            | AAA        | NR             |
| CALIFORNIA FINANCE AUTHORITY          | 1.896%      | 12/1/2025     | 5/6/2021        | 0.974        | 1,370,000            | \$ 1,393,262            | \$ 1,296,924            | NR         | Aa3            |
| CALIFORNIA DEVL AUTHORITY             | 0.514%      | 2/1/2024      | 1/26/2021       | 0.444        | 750,000              | \$ 750,040              | \$ 747,360              | A+         | A1             |
| CALIFORNIA DEVL AUTHORITY             | 0.732%      | 2/1/2025      | 1/26/2021       | 0.641        | 850,000              | \$ 850,743              | \$ 812,252              | A+         | A1             |
| CALIFORNIA DEVL AUTHORITY             | 0.932%      | 2/1/2026      | 2/1/2021        | 0.838        | 745,000              | \$ 746,242              | \$ 690,637              | A+         | A1             |
| CALIFORNIA DEVL AUTHORITY             | 0.732%      | 2/1/2025      | 5/3/2021        | 0.819        | 1,000,000            | \$ 998,956              | \$ 955,590              | A+         | A1             |
| CALIFORNIA DEVL AUTHORITY             | 1.212%      | 2/1/2026      | 11/21/2022      | 4.963        | 1,000,000            | \$ 894,984              | \$ 906,620              | A+         | A1             |
| CALIFORNIA DEVL AUTHORITY             | 1.462%      | 2/1/2028      | 10/4/2023       | 5.563        | 580,000              | \$ 494,740              | \$ 516,879              | A+         | A1             |
| CAL STATE UNIVERSITY                  | 0.685%      | 11/1/2024     | 9/17/2020       | 0.676        | 2,650,000            | \$ 2,650,000            | \$ 2,558,363            | AA-        | Aa2            |
| CAL STATE UNIVERSITY                  | 0.685%      | 11/1/2024     | 9/17/2020       | 0.626        | 6,000,000            | \$ 6,002,462            | \$ 5,792,520            | AA-        | Aa2            |
| CAL STATE UNIVERSITY                  | 0.685%      | 11/1/2024     | 9/17/2020       | 0.626        | 1,250,000            | \$ 1,250,513            | \$ 1,206,775            | AA-        | Aa2            |
| CAL STATE UNIVERSITY                  | 0.885%      | 11/1/2025     | 11/2/2020       | 0.667        | 1,035,000            | \$ 1,036,390            | \$ 966,887              | AA-        | Aa2            |
| CAL STATE UNIVERSITY                  | 0.885%      | 11/1/2025     | 4/9/2021        | 0.917        | 500,000              | \$ 499,596              | \$ 467,095              | AA-        | Aa2            |
| CAL STATE UNIVERSITY                  | 0.563%      | 11/1/2024     | 7/29/2021       | 0.555        | 2,000,000            | \$ 2,000,000            | \$ 1,928,900            | AA-        | Aa2            |
| CAL STATE UNIVERSITY                  | 0.862%      | 11/1/2025     | 7/29/2021       | 0.850        | 2,500,000            | \$ 2,500,000            | \$ 2,334,500            | AA-        | Aa2            |
| CAL STATE UNIVERSITY                  | 0.885%      | 11/1/2025     | 3/2/2022        | 2.022        | 1,500,000            | \$ 1,469,279            | \$ 1,401,285            | AA-        | Aa2            |
| CAL STATE UNIVERSITY                  | 5.208%      | 11/1/2024     | 8/9/2023        | 5.119        | 1,400,000            | \$ 1,400,000            | \$ 1,401,890            | AA-        | Aa2            |
| CALIFORNIA STATE HOUSING              | 5.000%      | 4/1/2025      | 9/16/2020       | 0.562        | 540,000              | \$ 569,477              | \$ 554,418              | NR         | Aa2            |
| CALIFORNIA STATE HOUSING              | 0.590%      | 6/1/2024      | 8/24/2021       | 0.533        | 500,000              | \$ 500,103              | \$ 490,855              | AA         | Aa3            |
| CALIFORNIA STATE HOUSING              | 0.874%      | 6/1/2025      | 8/24/2021       | 0.809        | 750,000              | \$ 750,561              | \$ 708,623              | AA         | Aa3            |
| CALIFORNIA STATE HOUSING              | 1.074%      | 6/1/2026      | 8/24/2021       | 1.016        | 280,000              | \$ 280,288              | \$ 257,219              | AA         | Aa3            |
| CALIFORNIA STATE HOUSING              | 0.640%      | 12/1/2024     | 9/21/2021       | 0.592        | 1,000,000            | \$ 1,000,362            | \$ 960,520              | AA         | Aa3            |
| CAL STATE HEALTH FACILITY             | 0.952%      | 6/1/2025      | 11/4/2020       | 0.939        | 1,000,000            | \$ 1,000,000            | \$ 946,920              | AA-        | Aa3            |
| CAL STATE HEALTH FACILITY             | 0.752%      | 6/1/2024      | 11/4/2020       | 0.742        | 1,000,000            | \$ 1,000,000            | \$ 981,890              | AA-        | Aa3            |
| CAL STATE HEALTH FACILITY             | 0.952%      | 6/1/2025      | 11/1/2021       | 1.118        | 2,000,000            | \$ 1,994,963            | \$ 1,893,840            | AA-        | Aa3            |
| CAL STATE HEALTH FACILITY             | 2.991%      | 6/1/2025      | 4/7/2022        | 2.951        | 2,500,000            | \$ 2,500,000            | \$ 2,435,950            | AA-        | Aa3            |
| CAL STATE HEALTH FACILITY             | 2.991%      | 6/1/2025      | 4/26/2022       | 3.158        | 1,205,000            | \$ 1,201,610            | \$ 1,174,128            | AA-        | Aa3            |
| CAL STATE HEALTH FACILITY             | 2.211%      | 6/1/2025      | 7/13/2022       | 3.345        | 1,320,000            | \$ 1,299,123            | \$ 1,272,308            | AA-        | Aa3            |
| CAL STATE HEALTH FACILITY             | 2.484%      | 6/1/2027      | 12/13/2022      | 4.609        | 1,365,000            | \$ 1,273,796            | \$ 1,280,534            | AA-        | Aa3            |
| CAL STATE HEALTH FACILITY             | 1.368%      | 6/1/2027      | 12/13/2022      | 4.609        | 1,000,000            | \$ 899,129              | \$ 903,180              | AA-        | Aa3            |
| CAL STATE HEALTH FACILITY             | 1.168%      | 6/1/2026      | 1/12/2023       | 4.477        | 1,150,000            | \$ 1,064,042            | \$ 1,060,852            | AA-        | Aa3            |
| CAL STATE DEPT WATER                  | 0.790%      | 12/1/2025     | 12/1/2020       | 0.686        | 1,755,000            | \$ 1,758,115            | \$ 1,632,431            | AAA        | Aa1            |
| CUCAMONGA VALLEY WATER DIST           | 3.400%      | 9/1/2025      | 10/5/2021       | 0.824        | 3,005,000            | \$ 3,131,107            | \$ 2,940,994            | AA+        | NR             |
| CORONA NORCO SCHOOLS                  | 1.052%      | 9/1/2025      | 5/13/2021       | 0.957        | 2,495,000            | \$ 2,498,327            | \$ 2,335,819            | AA-        | NR             |
| CORONA CA                             | 1.131%      | 5/1/2025      | 10/14/2021      | 1.075        | 1,100,000            | \$ 1,100,587            | \$ 1,042,305            | AA+        | NR             |
| COAST COMM COLL DIST                  | 0.674%      | 8/1/2024      | 11/19/2020      | 0.612        | 720,000              | \$ 720,224              | \$ 702,274              | AA+        | Aa1            |
| COAST COMM COLL DIST                  | 0.854%      | 8/1/2025      | 11/19/2020      | 0.789        | 235,000              | \$ 235,196              | \$ 220,975              | AA+        | Aa1            |
| CORTE MADERA CA                       | 0.588%      | 6/1/2024      | 6/17/2021       | 0.543        | 475,000              | \$ 475,074              | \$ 466,365              | AAA        | NR             |
| CUPERTINO CA UNIFIED SCHOOLS          | 0.696%      | 8/1/2024      | 11/19/2020      | 0.687        | 4,290,000            | \$ 4,290,000            | \$ 4,187,297            | AA+        | NR             |
| DESERT COMM COLL DIST                 | 0.617%      | 8/1/2024      | 12/3/2020       | 0.642        | 195,000              | \$ 194,907              | \$ 190,170              | AA         | Aa1            |
| ESCALON CA UNIFIED SCHOOLS            | 1.238%      | 8/1/2025      | 4/15/2021       | 1.036        | 240,000              | \$ 240,696              | \$ 227,234              | AA         | NR             |
| FULLERTON CA UNIFIED SCHOOLS          | 4.000%      | 8/1/2024      | 5/5/2021        | 0.494        | 1,350,000            | \$ 1,377,305            | \$ 1,342,359            | AA         | NR             |
| FULLERTON CA UNIFIED SCHOOLS          | 4.000%      | 8/1/2025      | 5/5/2021        | 0.760        | 1,475,000            | \$ 1,549,070            | \$ 1,457,728            | AA         | NR             |
| GAVILAN CA JR COLL DIST               | 0.739%      | 8/1/2024      | 10/21/2020      | 0.677        | 150,000              | \$ 150,042              | \$ 146,363              | AA         | Aa3            |
| GAVILAN CA JR COLL DIST               | 0.969%      | 8/1/2025      | 10/21/2020      | 0.885        | 1,245,000            | \$ 1,246,324            | \$ 1,172,852            | AA         | Aa3            |

APPENDIX A: Sonoma County Treasury Pooled Investment Inventory

Dec 31, 2023



| Description                    | Coupon Rate | Maturity Date | Purchase Date   | Book Yield   | Current Par / Shares | Current Book / Shares   | Market Value            | S&P Rating | Moody's Rating |
|--------------------------------|-------------|---------------|-----------------|--------------|----------------------|-------------------------|-------------------------|------------|----------------|
| <b>TOTAL</b>                   |             | <b>(WAM)</b>  | <b>(% Pool)</b> | <b>3.43%</b> | <b>3,801,285,817</b> | <b>\$ 3,769,959,632</b> | <b>\$ 3,700,156,750</b> |            |                |
| GLENDALE CA UNIFIED SCHOOLS    | 0.757%      | 9/1/2025      | 10/26/2020      | 0.690        | 575,000              | \$ 575,536              | \$ 539,206              | AA         | Aa1            |
| HUNTINGTON BEACH CA SCHOOLS    | 0.483%      | 8/1/2024      | 6/10/2021       | 0.476        | 4,310,000            | \$ 4,310,000            | \$ 4,199,276            | AA-        | NR             |
| HUNTINGTON BEACH CA SCHOOLS    | 0.908%      | 8/1/2025      | 6/10/2021       | 0.896        | 2,500,000            | \$ 2,500,000            | \$ 2,352,825            | AA-        | NR             |
| HUNTINGTON BEACH CA SCHOOLS    | 0.908%      | 8/1/2025      | 12/30/2021      | 1.237        | 1,410,000            | \$ 1,402,467            | \$ 1,326,993            | AA-        | NR             |
| LARKSPUR CA                    | 5.000%      | 7/1/2024      | 5/14/2020       | 1.627        | 850,000              | \$ 863,706              | \$ 849,584              | AAA        | NR             |
| LOS ANGELES DEV AGENCY         | 2.250%      | 9/1/2025      | 9/1/2020        | 0.868        | 250,000              | \$ 255,573              | \$ 238,605              | AA         | Aa2            |
| LOS ANGELES DEV AGENCY         | 2.250%      | 9/1/2025      | 11/6/2020       | 0.838        | 1,000,000            | \$ 1,022,810            | \$ 954,420              | AA         | Aa2            |
| LOS ANGELES DEV AGENCY         | 4.000%      | 8/1/2024      | 4/13/2021       | 0.602        | 3,960,000            | \$ 4,037,399            | \$ 3,928,756            | AA-        | NR             |
| LITTLE LAKE CITY SCHOOLS       | 5.964%      | 7/1/2026      | 12/23/2022      | 4.606        | 1,000,000            | \$ 1,029,498            | \$ 1,027,360            | AA-        | Aa3            |
| LOS ALTOS UNIFIED SCHOOLS      | 1.000%      | 10/1/2024     | 6/10/2021       | 0.503        | 1,000,000            | \$ 1,003,639            | \$ 971,180              | AA+        | NR             |
| LOS ANGELES CITY CA            | 5.000%      | 9/1/2027      | 11/1/2022       | 4.650        | 2,225,000            | \$ 2,244,749            | \$ 2,270,368            | AA         | Aa2            |
| LOS ANGELES CITY CA            | 3.000%      | 9/1/2024      | 11/21/2022      | 4.659        | 2,950,000            | \$ 2,917,808            | \$ 2,907,284            | AA         | Aa2            |
| LOS ANGELES CA                 | 0.683%      | 11/1/2024     | 3/19/2021       | 0.641        | 2,500,000            | \$ 2,500,674            | \$ 2,412,550            | AA-        | NR             |
| LOS ANGELES CA                 | 0.947%      | 11/1/2025     | 3/19/2021       | 0.888        | 2,250,000            | \$ 2,251,885            | \$ 2,102,490            | AA-        | NR             |
| LOS ANGELES CA                 | 1.040%      | 11/1/2025     | 2/16/2022       | 1.997        | 1,465,000            | \$ 1,439,629            | \$ 1,371,313            | AA-        | NR             |
| LA COMM COLL DIST              | 0.773%      | 8/1/2025      | 11/10/2020      | 0.730        | 5,000,000            | \$ 5,002,547            | \$ 4,696,950            | AA+        | Aaa            |
| LA COMM COLL DIST              | 0.673%      | 8/1/2024      | 4/19/2021       | 0.518        | 4,335,000            | \$ 4,338,705            | \$ 4,222,290            | AA+        | Aaa            |
| LA COMM COLL DIST              | 0.773%      | 8/1/2025      | 6/24/2021       | 0.817        | 1,700,000            | \$ 1,698,530            | \$ 1,596,963            | AA+        | Aaa            |
| LA COMM COLL DIST              | 0.773%      | 8/1/2025      | 6/28/2021       | 0.760        | 10,500,000           | \$ 10,500,366           | \$ 9,863,595            | AA+        | Aaa            |
| LA UNIFIED SCHOOLS             | 1.455%      | 7/1/2026      | 5/18/2022       | 3.511        | 2,500,000            | \$ 2,378,609            | \$ 2,292,525            | NR         | Aa3            |
| LA COUNTY TRANSPORTATION       | 5.000%      | 8/1/2024      | 4/15/2020       | 1.726        | 2,000,000            | \$ 2,036,366            | \$ 2,020,640            | AA+        | Aa2            |
| LA DEPT WATER & POWER          | 5.516%      | 7/1/2027      | 11/9/2022       | 5.146        | 2,175,000            | \$ 2,194,849            | \$ 2,242,164            | AA-        | Aa2            |
| LA QUINTA CA DEVL AGCY         | 0.688%      | 9/1/2024      | 4/15/2021       | 0.617        | 1,550,000            | \$ 1,550,642            | \$ 1,504,136            | AA-        | NR             |
| LA QUINTA CA DEVL AGCY         | 1.168%      | 9/1/2025      | 4/15/2021       | 0.937        | 2,250,000            | \$ 2,257,984            | \$ 2,112,593            | AA-        | NR             |
| MENLO PARK UNIFIED SCHOOLS     | 2.006%      | 7/1/2025      | 9/12/2022       | 3.739        | 1,665,000            | \$ 1,623,057            | \$ 1,599,915            | NR         | Aaa            |
| MONTCLAIR CA                   | 0.926%      | 6/1/2024      | 10/27/2021      | 0.894        | 915,000              | \$ 915,075              | \$ 898,521              | AA-        | NR             |
| MONTCLAIR CA                   | 1.236%      | 6/1/2025      | 10/27/2021      | 1.200        | 1,000,000            | \$ 1,000,272            | \$ 946,200              | AA-        | NR             |
| MONTCLAIR CA                   | 1.486%      | 6/1/2026      | 10/27/2021      | 1.446        | 1,000,000            | \$ 1,000,463            | \$ 922,140              | AA-        | NR             |
| MORGAN HILL CA                 | 1.200%      | 9/1/2026      | 12/5/2022       | 4.705        | 2,640,000            | \$ 2,412,243            | \$ 2,409,317            | AA         | NR             |
| MTN VIEW-WHISMAN SCHOOLS       | 1.329%      | 9/1/2024      | 5/19/2020       | 1.135        | 225,000              | \$ 225,261              | \$ 219,902              | AAA        | Aaa            |
| MTN VIEW-WHISMAN SCHOOLS       | 0.887%      | 9/1/2025      | 5/20/2021       | 0.819        | 390,000              | \$ 390,361              | \$ 367,115              | NR         | Aaa            |
| MARIN CA COMM COLL DIST        | 0.279%      | 8/1/2024      | 2/25/2021       | 0.275        | 2,000,000            | \$ 2,000,000            | \$ 1,946,880            | NR         | Aaa            |
| MARIN CA COMM COLL DIST        | 0.489%      | 8/1/2025      | 2/25/2021       | 0.482        | 1,000,000            | \$ 1,000,000            | \$ 937,720              | NR         | Aaa            |
| MARIN CA COMM COLL DIST        | 0.477%      | 8/1/2024      | 9/14/2021       | 0.470        | 1,000,000            | \$ 1,000,000            | \$ 974,550              | NR         | Aaa            |
| MARIN CA COMM COLL DIST        | 0.893%      | 8/1/2026      | 9/14/2021       | 0.881        | 1,000,000            | \$ 1,000,000            | \$ 916,020              | NR         | Aaa            |
| MT SAC COMM COLLEGE            | 3.000%      | 8/1/2024      | 10/13/2020      | 0.562        | 300,000              | \$ 304,200              | \$ 296,535              | AA         | Aa1            |
| MT SAC COMM COLLEGE            | 3.000%      | 8/1/2024      | 10/13/2020      | 0.448        | 250,000              | \$ 253,500              | \$ 247,113              | AA         | Aa1            |
| MT SAC COMM COLLEGE            | 3.000%      | 8/1/2025      | 10/13/2020      | 0.661        | 250,000              | \$ 259,060              | \$ 243,133              | AA         | Aa1            |
| NAPA VALLEY UNIFIED SCHOOLS    | 0.617%      | 8/1/2024      | 8/17/2021       | 0.543        | 850,000              | \$ 850,329              | \$ 829,269              | NR         | Aa3            |
| NAPA VALLEY UNIFIED SCHOOLS    | 0.894%      | 8/1/2025      | 8/17/2021       | 0.819        | 925,000              | \$ 925,918              | \$ 871,692              | NR         | Aa3            |
| NAPA VALLEY UNIFIED SCHOOLS    | 1.094%      | 8/1/2026      | 8/17/2021       | 1.006        | 765,000              | \$ 766,420              | \$ 702,714              | NR         | Aa3            |
| ONTARIO CA                     | 2.537%      | 6/1/2025      | 6/1/2020        | 1.598        | 1,000,000            | \$ 1,012,430            | \$ 964,320              | AA         | NR             |
| ONTARIO CA                     | 2.537%      | 6/1/2025      | 6/1/2020        | 2.155        | 1,500,000            | \$ 1,506,745            | \$ 1,446,480            | AA         | NR             |
| ONTARIO CA                     | 2.537%      | 6/1/2025      | 8/7/2020        | 0.917        | 375,000              | \$ 383,328              | \$ 361,620              | AA         | NR             |
| PASADENA UNIFIED SCHOOLS       | 2.073%      | 5/1/2026      | 10/4/2021       | 1.046        | 1,700,000            | \$ 1,739,112            | \$ 1,609,186            | AA         | Aa3            |
| POWAY CA UNIFIED SCHOOLS       | 0.922%      | 9/1/2024      | 10/14/2020      | 0.838        | 355,000              | \$ 355,167              | \$ 345,472              | AA+        | NR             |
| POWAY CA UNIFIED SCHOOLS       | 1.092%      | 9/1/2025      | 10/14/2020      | 0.937        | 270,000              | \$ 270,622              | \$ 254,005              | AA+        | NR             |
| POWAY CA UNIFIED SCHOOLS       | 1.358%      | 9/1/2026      | 3/1/2022        | 2.298        | 415,000              | \$ 404,843              | \$ 381,563              | AA+        | NR             |
| PORT OF OAKLAND                | 1.081%      | 5/1/2024      | 12/3/2020       | 1.016        | 825,000              | \$ 825,137              | \$ 814,234              | A+         | A1             |
| PORT OF OAKLAND                | 1.517%      | 5/1/2026      | 10/22/2021      | 1.338        | 2,555,000            | \$ 2,564,236            | \$ 2,378,398            | A+         | A1             |
| PORT OF OAKLAND                | 1.517%      | 5/1/2026      | 4/21/2022       | 3.368        | 1,460,000            | \$ 1,400,067            | \$ 1,359,085            | A+         | A1             |
| RIVERSIDE COUNTY               | 2.617%      | 2/15/2024     | 2/4/2022        | 1.633        | 5,400,000            | \$ 5,406,215            | \$ 5,383,476            | AA         | Aa2            |
| RIVERSIDE COMM COLL DIST       | 0.824%      | 8/1/2025      | 5/27/2021       | 0.813        | 1,500,000            | \$ 1,500,000            | \$ 1,411,530            | NR         | Aa1            |
| RANCHO SANTIAGO COMM COLL DIST | 0.734%      | 9/1/2025      | 3/1/2022        | 2.022        | 900,000              | \$ 881,044              | \$ 842,967              | AA         | Aa2            |
| RIVERSIDE COUNTY FACILITIES    | 1.224%      | 11/1/2025     | 10/22/2021      | 1.228        | 1,250,000            | \$ 1,249,522            | \$ 1,174,038            | AA-        | NR             |
| RIVERSIDE COUNTY FACILITIES    | 1.474%      | 11/1/2026     | 11/1/2021       | 1.351        | 1,000,000            | \$ 1,002,833            | \$ 919,690              | AA-        | NR             |
| SACRAMENTO WATER DISTRICT      | 1.814%      | 9/1/2025      | 5/27/2021       | 0.740        | 865,000              | \$ 880,066              | \$ 826,914              | AA         | NR             |
| SACRAMENTO WATER DISTRICT      | 1.953%      | 9/1/2026      | 12/10/2021      | 1.438        | 1,750,000            | \$ 1,772,232            | \$ 1,644,405            | AA         | NR             |
| SACRAMENTO WATER DISTRICT      | 2.103%      | 9/1/2027      | 1/12/2023       | 4.335        | 2,000,000            | \$ 1,849,351            | \$ 1,853,700            | AA         | NR             |
| SAN BARNARDINO COMM COLL       | 1.122%      | 8/1/2025      | 12/30/2021      | 1.208        | 1,460,000            | \$ 1,457,692            | \$ 1,377,685            | AA         | Aa1            |
| SAN BUENAVENTURA CA            | 0.740%      | 10/1/2024     | 6/18/2021       | 0.671        | 825,000              | \$ 825,365              | \$ 799,623              | AA         | NR             |
| SAN BUENAVENTURA CA            | 1.110%      | 10/1/2025     | 6/18/2021       | 0.947        | 1,000,000            | \$ 1,002,564            | \$ 940,300              | AA         | NR             |
| SANTA CLARA UNIFIED SCHOOLS    | 5.050%      | 7/1/2024      | 11/12/2021      | 0.764        | 2,200,000            | \$ 2,246,464            | \$ 2,201,584            | AAA        | NR             |
| SANTA CLARA UNIFIED SCHOOLS    | 5.100%      | 7/1/2025      | 11/12/2021      | 0.984        | 3,350,000            | \$ 3,551,961            | \$ 3,368,693            | AAA        | NR             |
| SANTA CLARITA COMM COLL DIST   | 0.544%      | 8/1/2024      | 5/27/2021       | 0.537        | 1,860,000            | \$ 1,860,000            | \$ 1,813,370            | AA         | NR             |
| SANTA CLARITA COMM COLL DIST   | 0.826%      | 8/1/2025      | 5/27/2021       | 0.815        | 2,500,000            | \$ 2,500,000            | \$ 2,351,550            | AA         | NR             |
| SANTA CLARITA COMM COLL DIST   | 0.544%      | 8/1/2024      | 6/21/2021       | 0.493        | 500,000              | \$ 500,127              | \$ 487,465              | AA         | NR             |
| SANTA CLARITA COMM COLL DIST   | 1.146%      | 8/1/2026      | 2/10/2022       | 2.055        | 1,250,000            | \$ 1,221,237            | \$ 1,148,363            | AA         | NR             |
| SANTA CLARA VALLEY WATER       | 0.575%      | 6/1/2024      | 10/14/2020      | 0.567        | 780,000              | \$ 780,000              | \$ 765,937              | NR         | Aa1            |
| SANTA CLARA VALLEY WATER       | 0.745%      | 6/1/2025      | 10/14/2020      | 0.735        | 3,115,000            | \$ 3,115,000            | \$ 2,940,965            | NR         | Aa1            |

APPENDIX A: Sonoma County Treasury Pooled Investment Inventory

Dec 31, 2023



| Description                    | Coupon Rate | Maturity Date | Purchase Date   | Book Yield   | Current Par / Shares | Current Book / Shares   | Market Value            | S&P Rating | Moody's Rating |
|--------------------------------|-------------|---------------|-----------------|--------------|----------------------|-------------------------|-------------------------|------------|----------------|
| <b>TOTAL</b>                   |             | <b>(WAM)</b>  | <b>(% Pool)</b> | <b>3.43%</b> | <b>3,801,285,817</b> | <b>\$ 3,769,959,632</b> | <b>\$ 3,700,156,750</b> |            |                |
| SAN DIEGO COUNTY               | 0.950%      | 10/1/2025     | 11/19/2020      | 0.908        | 1,000,000            | \$ 1,000,511            | \$ 937,650              | AA+        | Aa1            |
| SAN DIEGO COUNTY               | 0.593%      | 5/1/2024      | 9/3/2023        | 0.585        | 665,000              | \$ 665,000              | \$ 654,387              | AAA        | Aa2            |
| SAN DIEGO COUNTY               | 0.593%      | 5/1/2024      | 9/3/2023        | 0.585        | 335,000              | \$ 335,000              | \$ 330,163              | AAA        | Aa2            |
| SAN DIEGO UNIFIED SCHOOLS      | 1.201%      | 7/1/2026      | 1/12/2022       | 1.601        | 500,000              | \$ 494,924              | \$ 461,630              | NR         | Aa2            |
| SAN DIEGO CA                   | 3.125%      | 9/1/2025      | 6/14/2021       | 0.809        | 350,000              | \$ 363,188              | \$ 339,672              | AA         | NR             |
| SAN DIEGO WATER                | 1.532%      | 8/1/2024      | 5/11/2020       | 1.204        | 1,000,000            | \$ 1,001,767            | \$ 979,930              | NR         | Aa2            |
| SAN DIEGUITO UNION HS DIST     | 1.661%      | 8/1/2025      | 12/30/2021      | 1.237        | 1,185,000            | \$ 1,192,440            | \$ 1,130,360            | AA         | Aa1            |
| SAN FRANCISCO COMM COLL        | 1.016%      | 6/15/2025     | 10/28/2021      | 1.085        | 1,000,000            | \$ 998,801              | \$ 945,270              | NR         | A1             |
| SAN FRANCISCO BAY AREA RAPID T | 0.389%      | 3/1/2024      | 2/23/2021       | 0.344        | 1,850,000            | \$ 1,850,122            | \$ 1,835,755            | A+         | Aa3            |
| SAN FRANCISCO BAY AREA RAPID T | 0.654%      | 3/1/2025      | 2/23/2021       | 0.596        | 1,320,000            | \$ 1,320,758            | \$ 1,254,132            | A+         | Aa3            |
| SAN FRANCISCO BAY AREA RAPID T | 0.824%      | 3/1/2026      | 3/1/2021        | 0.773        | 1,225,000            | \$ 1,226,035            | \$ 1,126,290            | A+         | Aa3            |
| SAN FRANCISCO BAY AREA RAPID T | 2.338%      | 7/1/2026      | 1/26/2022       | 1.657        | 1,000,000            | \$ 1,015,782            | \$ 946,430              | AA+        | NR             |
| SAN FRANCISCO BAY AREA RAPID T | 0.654%      | 3/1/2025      | 4/7/2022        | 2.959        | 1,385,000            | \$ 1,348,950            | \$ 1,315,889            | A+         | Aa3            |
| SAN FRANCISCO BAY AREA RAPID T | 1.102%      | 3/1/2027      | 4/8/2022        | 3.234        | 1,300,000            | \$ 1,217,813            | \$ 1,166,347            | A+         | Aa3            |
| SAN FRANCISCO BAY AREA RAPID T | 2.338%      | 7/1/2026      | 8/4/2022        | 3.235        | 1,320,000            | \$ 1,291,030            | \$ 1,249,288            | AA+        | NR             |
| SAN FRANCISCO BAY AREA RAPID T | 1.102%      | 3/1/2027      | 12/20/2023      | 4.672        | 1,775,000            | \$ 1,593,340            | \$ 1,592,512            | A+         | Aa3            |
| SAN FRANCISCO WATER            | 2.750%      | 11/1/2024     | 5/20/2020       | 1.006        | 2,295,000            | \$ 2,327,262            | \$ 2,253,552            | AA-        | Aa2            |
| SAN FRANCISCO WATER            | 0.723%      | 11/1/2024     | 10/21/2020      | 0.674        | 700,000              | \$ 700,229              | \$ 676,011              | AA-        | Aa2            |
| SAN FRANCISCO WATER            | 0.723%      | 11/1/2024     | 10/21/2020      | 0.674        | 690,000              | \$ 690,226              | \$ 666,354              | AA-        | Aa2            |
| SAN FRANCISCO WATER            | 0.723%      | 11/1/2024     | 9/3/2023        | 0.713        | 105,000              | \$ 105,000              | \$ 101,301              | AA-        | Aa2            |
| SAN FRANCISCO WATER            | 0.723%      | 11/1/2024     | 9/3/2023        | 0.713        | 895,000              | \$ 895,000              | \$ 864,015              | AA-        | Aa2            |
| SAN FRANCISCO DEV AGENCY       | 3.760%      | 8/1/2024      | 5/20/2020       | 2.012        | 475,000              | \$ 479,543              | \$ 471,409              | AA-        | NR             |
| SAN FRANCISCO DEV AGENCY       | 2.071%      | 8/1/2027      | 12/5/2022       | 4.951        | 1,685,000            | \$ 1,527,916            | \$ 1,538,978            | AA         | NR             |
| SAN JOSE CITY                  | 2.500%      | 9/1/2026      | 4/26/2022       | 3.205        | 9,245,000            | \$ 9,073,734            | \$ 8,794,953            | AA+        | Aa1            |
| SAN JOSE CITY                  | 2.300%      | 9/1/2024      | 11/21/2022      | 4.660        | 1,280,000            | \$ 1,260,363            | \$ 1,258,163            | AA+        | Aa1            |
| SAN JOSE DEVL AGENCY           | 2.958%      | 8/1/2024      | 11/29/2022      | 4.912        | 2,880,000            | \$ 2,847,741            | \$ 2,844,432            | AA         | NR             |
| SAN JOSE CA                    | 0.990%      | 6/1/2024      | 10/15/2020      | 0.888        | 650,000              | \$ 650,239              | \$ 638,333              | AA         | Aa3            |
| SAN JOSE EVERGREEN COMM COLL   | 0.721%      | 9/1/2024      | 11/19/2020      | 0.651        | 500,000              | \$ 500,200              | \$ 486,095              | NR         | Aa1            |
| SAN JOSE EVERGREEN COMM COLL   | 0.721%      | 9/1/2024      | 8/27/2021       | 0.521        | 750,000              | \$ 750,953              | \$ 729,143              | NR         | Aa1            |
| SANTA MONICA MALIBU SCHOOLS    | 0.989%      | 7/1/2026      | 12/12/2022      | 4.323        | 1,100,000            | \$ 1,014,437            | \$ 1,007,710            | NR         | Aa1            |
| SONOMA MARIN AREA RAIL         | 1.202%      | 3/1/2025      | 10/29/2020      | 1.085        | 5,000,000            | \$ 5,005,781            | \$ 4,791,800            | AA         | NR             |
| SONOMA MARIN AREA RAIL         | 1.532%      | 3/1/2026      | 12/7/2022       | 4.588        | 5,320,000            | \$ 4,989,601            | \$ 4,984,787            | AA         | NR             |
| SONOMA MARIN AREA RAIL         | 2.018%      | 3/1/2028      | 3/14/2023       | 4.868        | 1,150,000            | \$ 1,027,348            | \$ 1,048,789            | AA         | NR             |
| SANTA ROSA JR COLL             | 2.347%      | 8/1/2025      | 10/21/2020      | 0.730        | 1,325,000            | \$ 1,358,060            | \$ 1,276,585            | AA         | Aa2            |
| SANTA ROSA JR COLL             | 2.447%      | 8/1/2026      | 2/22/2022       | 2.140        | 150,000              | \$ 151,017              | \$ 142,500              | AA         | Aa2            |
| SANTA ROSA JR COLL             | 2.447%      | 8/1/2026      | 4/20/2022       | 3.058        | 1,075,000            | \$ 1,058,119            | \$ 1,021,250            | AA         | Aa2            |
| SANTA ROSA JR COLL             | 2.447%      | 8/1/2026      | 11/9/2022       | 4.981        | 765,000              | \$ 718,618              | \$ 726,750              | AA         | Aa2            |
| SANTA ROSA JR COLL             | 4.954%      | 8/1/2025      | 11/29/2022      | 4.889        | 1,075,000            | \$ 1,075,000            | \$ 1,077,279            | NR         | Aa2            |
| SANTA ROSA JR COLL             | 2.447%      | 8/1/2026      | 1/3/2023        | 4.586        | 1,085,000            | \$ 1,028,695            | \$ 1,030,750            | AA         | Aa2            |
| SANTA ROSA SCHOOL DIST         | 0.571%      | 8/1/2024      | 6/3/2021        | 0.534        | 725,000              | \$ 725,124              | \$ 707,129              | AA         | Aa2            |
| SANTA ROSA SCHOOL DIST         | 0.621%      | 8/1/2024      | 6/3/2021        | 0.583        | 725,000              | \$ 725,124              | \$ 707,136              | AA         | Aa3            |
| SANTA ROSA SCHOOL DIST         | 1.013%      | 8/1/2025      | 6/3/2021        | 0.970        | 235,000              | \$ 235,108              | \$ 221,706              | AA         | Aa3            |
| SANTA ROSA SCHOOL DIST         | 1.263%      | 8/1/2026      | 11/9/2022       | 5.030        | 500,000              | \$ 455,371              | \$ 460,460              | AA         | Aa3            |
| SANTA ROSA SCHOOL DIST         | 1.213%      | 8/1/2026      | 3/17/2023       | 4.537        | 735,000              | \$ 676,042              | \$ 675,994              | AA         | Aa2            |
| SOUTHERN CA PUBLIC POWER       | 0.883%      | 7/1/2025      | 9/24/2020       | 0.800        | 6,400,000            | \$ 6,406,743            | \$ 6,037,440            | AA-        | NR             |
| SOUTHERN CA PUBLIC POWER       | 0.883%      | 7/1/2025      | 12/2/2022       | 4.725        | 2,595,000            | \$ 2,453,482            | \$ 2,447,993            | AA-        | NR             |
| TAMALPAIS UNION HS DIST        | 2.265%      | 8/1/2026      | 2/11/2022       | 1.915        | 3,320,000            | \$ 3,346,408            | \$ 3,139,458            | NR         | Aaa            |
| TORRANCE CA FIN AUTH           | 1.181%      | 6/1/2025      | 4/15/2021       | 1.036        | 1,465,000            | \$ 1,467,650            | \$ 1,387,370            | AA         | NR             |
| TULARE COUNTY BOARD OF ED      | 2.312%      | 5/1/2024      | 3/17/2021       | 0.839        | 1,000,000            | \$ 1,004,798            | \$ 991,400              | AA         | NR             |
| TULARE COUNTY BOARD OF ED      | 2.613%      | 5/1/2026      | 3/2/2022        | 2.279        | 500,000              | \$ 503,345              | \$ 476,535              | AA         | NR             |
| UNIV CALIFORNIA                | 3.259%      | 5/15/2024     | 4/16/2020       | 1.835        | 235,000              | \$ 236,173              | \$ 233,383              | AA-        | Aa3            |
| UNIV CALIFORNIA                | 2.337%      | 5/15/2024     | 5/5/2020        | 1.627        | 100,000              | \$ 100,246              | \$ 98,964               | AA         | Aa2            |
| UNIV CALIFORNIA                | 2.925%      | 5/15/2025     | 5/15/2020       | 1.480        | 540,000              | \$ 550,135              | \$ 526,349              | AA         | Aa2            |
| UNIV CALIFORNIA                | 2.487%      | 5/15/2025     | 5/15/2020       | 1.480        | 300,000              | \$ 303,900              | \$ 290,700              | AA         | Aa2            |
| UNIV CALIFORNIA                | 3.359%      | 5/15/2025     | 5/15/2020       | 1.480        | 285,000              | \$ 291,978              | \$ 279,118              | AA-        | Aa3            |
| UNIV CALIFORNIA                | 3.063%      | 7/1/2025      | 9/1/2020        | 0.699        | 6,340,000            | \$ 6,559,701            | \$ 6,186,635            | AA         | Aa2            |
| UNIV CALIFORNIA                | 2.337%      | 5/15/2024     | 10/21/2020      | 0.641        | 1,500,000            | \$ 1,509,295            | \$ 1,484,460            | AA         | Aa2            |
| UNIV CALIFORNIA                | 0.883%      | 5/15/2025     | 11/4/2020       | 0.791        | 500,000              | \$ 500,547              | \$ 474,345              | AA         | Aa2            |
| UNIV CALIFORNIA                | 3.359%      | 5/15/2025     | 11/18/2020      | 0.863        | 1,250,000            | \$ 1,291,690            | \$ 1,224,200            | AA-        | Aa3            |
| UNIV CALIFORNIA                | 3.063%      | 7/1/2025      | 12/14/2020      | 0.773        | 920,000              | \$ 950,846              | \$ 897,745              | AA         | Aa2            |
| UNIV CALIFORNIA                | 0.883%      | 5/15/2025     | 12/17/2020      | 0.597        | 15,000,000           | \$ 15,056,322           | \$ 14,230,350           | AA         | Aa2            |
| UNIV CALIFORNIA                | 0.584%      | 5/15/2024     | 3/10/2021       | 0.576        | 5,000,000            | \$ 5,000,000            | \$ 4,917,750            | AA-        | Aa3            |
| UNIV CALIFORNIA                | 0.985%      | 5/15/2025     | 3/10/2021       | 0.971        | 4,430,000            | \$ 4,430,000            | \$ 4,201,323            | AA-        | Aa3            |
| UNIV CALIFORNIA                | 0.985%      | 5/15/2025     | 3/29/2021       | 0.937        | 4,930,000            | \$ 4,932,311            | \$ 4,675,513            | AA-        | Aa3            |
| UNIV CALIFORNIA                | 0.883%      | 5/15/2025     | 4/13/2021       | 0.743        | 500,000              | \$ 500,878              | \$ 474,345              | AA         | Aa2            |
| UNIV CALIFORNIA                | 3.063%      | 7/1/2025      | 4/13/2021       | 0.838        | 840,000              | \$ 867,330              | \$ 819,680              | AA         | Aa2            |
| UNIV CALIFORNIA                | 3.359%      | 5/15/2025     | 4/15/2021       | 0.809        | 500,000              | \$ 517,095              | \$ 489,680              | AA-        | Aa3            |
| UNIV CALIFORNIA                | 3.063%      | 7/1/2025      | 4/19/2021       | 0.923        | 350,000              | \$ 360,925              | \$ 341,534              | AA         | Aa2            |
| UNIV CALIFORNIA                | 0.670%      | 5/15/2025     | 5/13/2021       | 0.730        | 400,000              | \$ 399,622              | \$ 378,108              | AA         | Aa2            |
| UNIV CALIFORNIA                | 2.639%      | 5/15/2026     | 3/2/2022        | 2.200        | 645,000              | \$ 650,934              | \$ 616,388              | AA-        | Aa3            |



APPENDIX A: Sonoma County Treasury Pooled Investment Inventory

Dec 31, 2023



| Description                    | Coupon Rate | Maturity Date | Purchase Date   | Book Yield   | Current Par / Shares | Current Book / Shares   | Market Value            | S&P Rating | Moody's Rating |
|--------------------------------|-------------|---------------|-----------------|--------------|----------------------|-------------------------|-------------------------|------------|----------------|
| <b>TOTAL</b>                   |             | <b>(WAM)</b>  | <b>(% Pool)</b> | <b>3.43%</b> | <b>3,801,285,817</b> | <b>\$ 3,769,959,632</b> | <b>\$ 3,700,156,750</b> |            |                |
| UNIV CALIFORNIA                | 3.150%      | 5/15/2026     | 3/2/2022        | 2.200        | 750,000              | \$ 765,532              | \$ 726,533              | AA         | Aa2            |
| UNIV CALIFORNIA                | 3.806%      | 5/15/2026     | 3/2/2022        | 2.200        | 850,000              | \$ 880,159              | \$ 834,275              | AA-        | Aa3            |
| UNIV CALIFORNIA                | 1.316%      | 5/15/2027     | 5/16/2022       | 3.413        | 3,815,000            | \$ 3,563,684            | \$ 3,454,559            | AA         | Aa2            |
| UNIV CALIFORNIA                | 0.870%      | 5/15/2026     | 12/6/2022       | 4.438        | 1,520,000            | \$ 1,399,977            | \$ 1,395,542            | AA         | Aa2            |
| UPPER SANTA CLARITA VALLEY POW | 0.987%      | 8/1/2025      | 10/12/2021      | 0.861        | 2,000,000            | \$ 2,003,539            | \$ 1,887,520            | AA+        | NR             |
| VENTURA COUNTY CA              | 1.223%      | 11/1/2024     | 6/11/2020       | 1.065        | 500,000              | \$ 500,580              | \$ 484,590              | AA+        | Aa1            |
| VENTURA COUNTY CA              | 1.223%      | 11/1/2024     | 4/13/2021       | 0.868        | 575,000              | \$ 576,614              | \$ 557,279              | AA+        | Aa1            |
| VISTA CA UNIFIED SCHOOLS       | 0.824%      | 8/1/2025      | 4/5/2021        | 1.036        | 1,500,000            | \$ 1,494,763            | \$ 1,409,805            | AA         | NR             |
| WEST CONTRA COSTA SCHOOLS      | 2.077%      | 8/1/2026      | 9/28/2021       | 1.016        | 1,000,000            | \$ 1,026,310            | \$ 942,260              | AA-        | A1             |
| Sub Total Municipal Bonds      |             | 570           | 9.27%           | 1.61%        | 350,485,000          | \$ 349,376,481          | \$ 335,637,920          |            |                |
| SCEIP                          | 3.000%      | 9/2/2029      | 6/1/2009        | 2.958        | 37,181               | \$ 37,181               | \$ 37,181               | NR         | NR             |
| SCEIP                          | 3.000%      | 9/2/2029      | 7/1/2009        | 2.959        | 22,643               | \$ 22,643               | \$ 22,643               | NR         | NR             |
| SCEIP                          | 3.000%      | 9/2/2029      | 8/3/2009        | 2.959        | 107,791              | \$ 107,791              | \$ 107,791              | NR         | NR             |
| SCEIP                          | 3.000%      | 9/2/2029      | 9/1/2009        | 2.959        | 1,217,716            | \$ 1,217,716            | \$ 1,217,716            | NR         | NR             |
| SCEIP                          | 3.000%      | 9/2/2029      | 10/1/2009       | 2.959        | 166,091              | \$ 166,091              | \$ 166,091              | NR         | NR             |
| SCEIP                          | 3.000%      | 9/2/2030      | 11/2/2009       | 2.958        | 114,146              | \$ 114,146              | \$ 114,146              | NR         | NR             |
| SCEIP                          | 3.000%      | 9/2/2030      | 12/1/2009       | 2.958        | 443,572              | \$ 443,572              | \$ 443,572              | NR         | NR             |
| SCEIP                          | 3.000%      | 9/2/2030      | 1/4/2010        | 2.959        | 382,836              | \$ 382,836              | \$ 382,836              | NR         | NR             |
| SCEIP                          | 3.000%      | 9/2/2030      | 2/1/2010        | 2.959        | 443,137              | \$ 443,137              | \$ 443,137              | NR         | NR             |
| SCEIP                          | 3.000%      | 9/2/2030      | 3/1/2010        | 2.959        | 196,921              | \$ 196,921              | \$ 196,921              | NR         | NR             |
| SCEIP                          | 3.000%      | 9/2/2030      | 4/1/2010        | 2.959        | 223,913              | \$ 223,913              | \$ 223,913              | NR         | NR             |
| SCEIP                          | 3.000%      | 9/2/2030      | 5/3/2010        | 2.959        | 125,223              | \$ 125,223              | \$ 125,223              | NR         | NR             |
| SCEIP                          | 3.000%      | 9/2/2030      | 6/1/2010        | 2.959        | 337,511              | \$ 337,511              | \$ 337,511              | NR         | NR             |
| SCEIP                          | 3.000%      | 9/2/2030      | 6/30/2010       | 2.959        | 223,186              | \$ 223,186              | \$ 223,186              | NR         | NR             |
| SCEIP                          | 3.000%      | 9/2/2030      | 8/2/2010        | 2.959        | 105,213              | \$ 105,213              | \$ 105,213              | NR         | NR             |
| SCEIP                          | 3.000%      | 9/2/2030      | 9/1/2010        | 2.959        | 143,308              | \$ 143,308              | \$ 143,308              | NR         | NR             |
| SCEIP                          | 3.000%      | 9/2/2031      | 10/1/2010       | 2.958        | 145,559              | \$ 145,559              | \$ 145,559              | NR         | NR             |
| SCEIP                          | 3.000%      | 9/2/2031      | 11/1/2010       | 2.958        | 125,188              | \$ 125,188              | \$ 125,188              | NR         | NR             |
| SCEIP                          | 3.000%      | 9/2/2031      | 12/1/2010       | 2.958        | 181,462              | \$ 181,462              | \$ 181,462              | NR         | NR             |
| SCEIP                          | 3.000%      | 9/2/2031      | 1/3/2011        | 2.959        | 135,918              | \$ 135,918              | \$ 135,918              | NR         | NR             |
| SCEIP                          | 3.000%      | 9/2/2031      | 2/1/2011        | 2.959        | 296,797              | \$ 296,797              | \$ 296,797              | NR         | NR             |
| SCEIP                          | 3.000%      | 9/2/2031      | 3/1/2011        | 2.959        | 103,240              | \$ 103,240              | \$ 103,240              | NR         | NR             |
| SCEIP                          | 3.000%      | 9/2/2031      | 4/1/2011        | 2.959        | 112,320              | \$ 112,320              | \$ 112,320              | NR         | NR             |
| SCEIP                          | 3.000%      | 9/2/2031      | 5/2/2011        | 2.959        | 90,604               | \$ 90,604               | \$ 90,604               | NR         | NR             |
| SCEIP                          | 3.000%      | 9/2/2031      | 6/1/2011        | 2.959        | 146,017              | \$ 146,017              | \$ 146,017              | NR         | NR             |
| SCEIP                          | 3.000%      | 9/2/2031      | 6/30/2011       | 2.959        | 192,072              | \$ 192,072              | \$ 192,072              | NR         | NR             |
| SCEIP                          | 3.000%      | 9/2/2024      | 10/1/2013       | 2.957        | 2,989                | \$ 2,989                | \$ 2,989                | NR         | NR             |
| SCEIP                          | 3.000%      | 9/2/2024      | 4/1/2014        | 2.959        | 937                  | \$ 937                  | \$ 937                  | NR         | NR             |
| SCEIP                          | 3.000%      | 9/2/2024      | 6/2/2014        | 2.959        | 489                  | \$ 489                  | \$ 489                  | NR         | NR             |
| SCEIP                          | 3.000%      | 9/2/2034      | 6/2/2014        | 2.959        | 32,170               | \$ 32,170               | \$ 32,170               | NR         | NR             |
| SCEIP                          | 3.000%      | 9/2/2034      | 6/30/2014       | 2.959        | 65,124               | \$ 65,124               | \$ 65,124               | NR         | NR             |
| SCEIP                          | 3.000%      | 9/2/2024      | 8/1/2014        | 2.959        | 2,707                | \$ 2,707                | \$ 2,707                | NR         | NR             |
| SCEIP                          | 3.000%      | 9/2/2034      | 8/1/2014        | 2.959        | 57,114               | \$ 57,114               | \$ 57,114               | NR         | NR             |
| SCEIP                          | 3.000%      | 9/2/2024      | 9/2/2014        | 2.959        | 817                  | \$ 817                  | \$ 817                  | NR         | NR             |
| SCEIP                          | 3.000%      | 9/2/2034      | 9/2/2014        | 2.959        | 12,211               | \$ 12,211               | \$ 12,211               | NR         | NR             |
| SCEIP                          | 3.000%      | 9/2/2025      | 10/1/2014       | 2.957        | 1,374                | \$ 1,374                | \$ 1,374                | NR         | NR             |
| SCEIP                          | 3.000%      | 9/2/2035      | 10/1/2014       | 2.958        | 45,621               | \$ 45,621               | \$ 45,621               | NR         | NR             |
| SCEIP                          | 3.000%      | 9/2/2035      | 11/3/2014       | 2.958        | 29,269               | \$ 29,269               | \$ 29,269               | NR         | NR             |
| SCEIP                          | 3.000%      | 9/2/2035      | 12/1/2014       | 2.958        | 13,877               | \$ 13,877               | \$ 13,877               | NR         | NR             |
| SCEIP                          | 3.000%      | 9/2/2025      | 1/5/2015        | 2.958        | 2,164                | \$ 2,164                | \$ 2,164                | NR         | NR             |
| SCEIP                          | 3.000%      | 9/2/2035      | 1/5/2015        | 2.959        | 64,260               | \$ 64,260               | \$ 64,260               | NR         | NR             |
| SCEIP                          | 3.000%      | 9/2/2035      | 2/2/2015        | 2.959        | 63,448               | \$ 63,448               | \$ 63,448               | NR         | NR             |
| SCEIP                          | 3.000%      | 9/2/2025      | 3/2/2015        | 2.959        | 1,043                | \$ 1,043                | \$ 1,043                | NR         | NR             |
| SCEIP                          | 3.000%      | 9/2/2035      | 3/2/2015        | 2.959        | 78,450               | \$ 78,450               | \$ 78,450               | NR         | NR             |
| SCEIP                          | 3.000%      | 9/2/2035      | 4/1/2015        | 2.959        | 56,033               | \$ 56,033               | \$ 56,033               | NR         | NR             |
| SCEIP                          | 3.000%      | 9/2/2035      | 5/1/2015        | 2.959        | 15,593               | \$ 15,593               | \$ 15,593               | NR         | NR             |
| SCEIP                          | 3.000%      | 9/2/2035      | 6/1/2015        | 2.959        | 28,468               | \$ 28,468               | \$ 28,468               | NR         | NR             |
| SCEIP                          | 3.000%      | 9/2/2025      | 8/3/2015        | 2.959        | 2,779                | \$ 2,779                | \$ 2,779                | NR         | NR             |
| SCEIP                          | 3.000%      | 9/2/2025      | 9/2/2015        | 2.959        | 2,183                | \$ 2,183                | \$ 2,183                | NR         | NR             |
| SCEIP                          | 3.000%      | 9/2/2026      | 10/1/2015       | 2.957        | 7,981                | \$ 7,981                | \$ 7,981                | NR         | NR             |
| SCEIP                          | 3.000%      | 9/2/2026      | 8/1/2016        | 2.959        | 1,056                | \$ 1,056                | \$ 1,056                | NR         | NR             |
| SCEIP                          | 3.000%      | 9/2/2026      | 9/2/2016        | 2.959        | 15,065               | \$ 15,065               | \$ 15,065               | NR         | NR             |
| SCEIP                          | 3.000%      | 9/2/2027      | 11/1/2016       | 2.958        | 15,690               | \$ 15,690               | \$ 15,690               | NR         | NR             |
| SCEIP                          | 3.000%      | 9/2/2027      | 2/1/2017        | 2.959        | 29,005               | \$ 29,005               | \$ 29,005               | NR         | NR             |
| SCEIP                          | 3.000%      | 9/2/2027      | 6/1/2017        | 2.959        | 5,157                | \$ 5,157                | \$ 5,157                | NR         | NR             |
| SCEIP                          | 3.000%      | 9/2/2028      | 12/1/2017       | 2.958        | 23,462               | \$ 23,462               | \$ 23,462               | NR         | NR             |
| SCEIP                          | 3.000%      | 9/2/2028      | 3/2/2018        | 2.959        | 8,931                | \$ 8,931                | \$ 8,931                | NR         | NR             |
| SCEIP                          | 3.000%      | 9/2/2028      | 6/29/2018       | 2.959        | 36,873               | \$ 36,873               | \$ 36,873               | NR         | NR             |
| SCEIP                          | 3.000%      | 9/2/2029      | 10/1/2018       | 2.957        | 76,808               | \$ 76,808               | \$ 76,808               | NR         | NR             |
| SCEIP                          | 3.000%      | 9/2/2029      | 11/1/2018       | 2.958        | 29,431               | \$ 29,431               | \$ 29,431               | NR         | NR             |

**APPENDIX A: Sonoma County Treasury Pooled Investment Inventory**

**Dec 31, 2023**



| Description           | Coupon Rate | Maturity Date | Purchase Date   | Book Yield   | Current Par / Shares | Current Book / Shares   | Market Value            | S&P Rating | Moody's Rating |
|-----------------------|-------------|---------------|-----------------|--------------|----------------------|-------------------------|-------------------------|------------|----------------|
| <b>TOTAL</b>          |             | <b>(WAM)</b>  | <b>(% Pool)</b> | <b>3.43%</b> | <b>3,801,285,817</b> | <b>\$ 3,769,959,632</b> | <b>\$ 3,700,156,750</b> |            |                |
| SCEIP                 | 3.000%      | 9/2/2029      | 6/28/2019       | 2.959        | 7,584                | \$ 7,584                | \$ 7,584                | NR         | NR             |
| SCEIP                 | 3.000%      | 9/2/2030      | 1/2/2020        | 2.958        | 12,472               | \$ 12,472               | \$ 12,472               | NR         | NR             |
| SCEIP                 | 3.000%      | 9/2/2030      | 2/3/2020        | 2.959        | 9,906                | \$ 9,906                | \$ 9,906                | NR         | NR             |
| SCEIP                 | 3.000%      | 9/2/2030      | 4/1/2020        | 2.959        | 20,197               | \$ 20,197               | \$ 20,197               | NR         | NR             |
| SCEIP                 | 3.000%      | 9/2/2030      | 6/1/2020        | 2.959        | 13,476               | \$ 13,476               | \$ 13,476               | NR         | NR             |
| SCEIP                 | 1.990%      | 9/2/2031      | 10/1/2020       | 1.963        | 64,198               | \$ 64,198               | \$ 64,198               | NR         | NR             |
| SCEIP                 | 1.990%      | 9/2/2031      | 11/2/2020       | 1.963        | 48,982               | \$ 48,982               | \$ 48,982               | NR         | NR             |
| SCEIP                 | 1.990%      | 9/2/2031      | 12/1/2020       | 1.963        | 40,710               | \$ 40,710               | \$ 40,710               | NR         | NR             |
| SCEIP                 | 1.990%      | 9/2/2031      | 1/4/2021        | 1.963        | 16,184               | \$ 16,184               | \$ 16,184               | NR         | NR             |
| SCEIP                 | 1.990%      | 9/2/2031      | 2/1/2021        | 1.963        | 95,742               | \$ 95,742               | \$ 95,742               | NR         | NR             |
| SCEIP                 | 1.990%      | 9/2/2031      | 3/1/2021        | 1.963        | 26,464               | \$ 26,464               | \$ 26,464               | NR         | NR             |
| SCEIP                 | 1.990%      | 9/2/2031      | 4/1/2021        | 1.963        | 62,047               | \$ 62,047               | \$ 62,047               | NR         | NR             |
| SCEIP                 | 1.990%      | 9/2/2031      | 5/3/2021        | 1.963        | 103,487              | \$ 103,487              | \$ 103,487              | NR         | NR             |
| SCEIP                 | 1.990%      | 9/2/2031      | 6/1/2021        | 1.963        | 50,148               | \$ 50,148               | \$ 50,148               | NR         | NR             |
| SCEIP                 | 1.990%      | 9/2/2031      | 6/30/2021       | 1.963        | 215,506              | \$ 215,506              | \$ 215,506              | NR         | NR             |
| SCEIP                 | 1.990%      | 9/2/2031      | 9/2/2021        | 1.963        | 44,069               | \$ 44,069               | \$ 44,069               | NR         | NR             |
| SCEIP                 | 1.990%      | 9/2/2032      | 10/1/2021       | 1.962        | 279,536              | \$ 279,536              | \$ 279,536              | NR         | NR             |
| SCEIP                 | 1.990%      | 9/2/2032      | 11/1/2021       | 1.962        | 50,602               | \$ 50,602               | \$ 50,602               | NR         | NR             |
| SCEIP                 | 1.990%      | 9/2/2032      | 12/1/2021       | 1.962        | 73,628               | \$ 73,628               | \$ 73,628               | NR         | NR             |
| SCEIP                 | 1.990%      | 9/2/2032      | 1/3/2022        | 1.963        | 33,357               | \$ 33,357               | \$ 33,357               | NR         | NR             |
| SCEIP                 | 1.990%      | 9/2/2032      | 2/1/2022        | 1.963        | 75,356               | \$ 75,356               | \$ 75,356               | NR         | NR             |
| SCEIP                 | 1.990%      | 9/2/2032      | 4/1/2022        | 1.963        | 61,926               | \$ 61,926               | \$ 61,926               | NR         | NR             |
| SCEIP                 | 1.990%      | 9/2/2032      | 5/2/2022        | 1.963        | 98,360               | \$ 98,360               | \$ 98,360               | NR         | NR             |
| SCEIP                 | 1.990%      | 9/2/2032      | 6/1/2022        | 1.963        | 249,632              | \$ 249,632              | \$ 249,632              | NR         | NR             |
| SCEIP                 | 1.990%      | 9/2/2032      | 9/2/2022        | 1.963        | 180,731              | \$ 180,731              | \$ 180,731              | NR         | NR             |
| SCEIP                 | 1.990%      | 9/2/2033      | 10/3/2022       | 1.962        | 143,098              | \$ 143,098              | \$ 143,098              | NR         | NR             |
| SCEIP                 | 1.990%      | 9/2/2033      | 11/1/2022       | 1.962        | 154,922              | \$ 154,922              | \$ 154,922              | NR         | NR             |
| SCEIP                 | 2.990%      | 9/2/2033      | 11/1/2022       | 2.948        | 30,110               | \$ 30,110               | \$ 30,110               | NR         | NR             |
| SCEIP                 | 1.990%      | 9/2/2033      | 12/1/2022       | 1.962        | 16,227               | \$ 16,227               | \$ 16,227               | NR         | NR             |
| SCEIP                 | 2.990%      | 9/2/2033      | 12/1/2022       | 2.948        | 75,353               | \$ 75,353               | \$ 75,353               | NR         | NR             |
| SCEIP                 | 1.990%      | 9/2/2033      | 1/3/2023        | 1.963        | 52,431               | \$ 52,431               | \$ 52,431               | NR         | NR             |
| SCEIP                 | 2.990%      | 9/2/2033      | 2/1/2023        | 2.949        | 26,829               | \$ 26,829               | \$ 26,829               | NR         | NR             |
| SCEIP                 | 2.990%      | 9/2/2033      | 3/1/2023        | 2.949        | 15,089               | \$ 15,089               | \$ 15,089               | NR         | NR             |
| SCEIP                 | 1.990%      | 9/2/2043      | 3/1/2023        | 1.963        | 595,118              | \$ 595,118              | \$ 595,118              | NR         | NR             |
| SCEIP                 | 2.990%      | 9/2/2043      | 3/1/2023        | 2.949        | 148,514              | \$ 148,514              | \$ 148,514              | NR         | NR             |
| SCEIP                 | 2.990%      | 9/2/2033      | 4/3/2023        | 2.949        | 47,587               | \$ 47,587               | \$ 47,587               | NR         | NR             |
| SCEIP                 | 1.990%      | 9/2/2043      | 4/3/2023        | 1.963        | 48,350               | \$ 48,350               | \$ 48,350               | NR         | NR             |
| SCEIP                 | 2.990%      | 9/2/2043      | 4/3/2023        | 2.949        | 381,477              | \$ 381,477              | \$ 381,477              | NR         | NR             |
| SCEIP                 | 2.990%      | 9/2/2033      | 5/1/2023        | 2.949        | 155,521              | \$ 155,521              | \$ 155,521              | NR         | NR             |
| SCEIP                 | 2.990%      | 9/2/2043      | 5/1/2023        | 2.949        | 410,795              | \$ 410,795              | \$ 410,795              | NR         | NR             |
| SCEIP                 | 2.990%      | 9/2/2033      | 6/1/2023        | 2.949        | 115,127              | \$ 115,127              | \$ 115,127              | NR         | NR             |
| SCEIP                 | 2.990%      | 9/2/2043      | 6/1/2023        | 2.949        | 285,595              | \$ 285,595              | \$ 285,595              | NR         | NR             |
| SCEIP                 | 2.990%      | 9/2/2033      | 6/30/2023       | 2.949        | 201,251              | \$ 201,251              | \$ 201,251              | NR         | NR             |
| SCEIP                 | 2.990%      | 9/2/2043      | 6/30/2023       | 2.949        | 261,825              | \$ 261,825              | \$ 261,825              | NR         | NR             |
| SCEIP                 | 2.990%      | 9/2/2033      | 8/1/2023        | 2.949        | 141,252              | \$ 141,252              | \$ 141,252              | NR         | NR             |
| SCEIP                 | 1.990%      | 9/2/2043      | 8/1/2023        | 1.963        | 1,220,167            | \$ 1,220,167            | \$ 1,220,167            | NR         | NR             |
| SCEIP                 | 2.990%      | 9/2/2043      | 8/1/2023        | 2.949        | 506,174              | \$ 506,174              | \$ 506,174              | NR         | NR             |
| SCEIP                 | 2.990%      | 9/2/2033      | 9/2/2023        | 2.949        | 179,688              | \$ 179,688              | \$ 179,688              | NR         | NR             |
| SCEIP                 | 2.990%      | 9/2/2043      | 9/2/2023        | 2.949        | 608,768              | \$ 608,768              | \$ 608,768              | NR         | NR             |
| SCEIP                 | 2.990%      | 9/2/2034      | 10/2/2023       | 2.947        | 128,989              | \$ 128,989              | \$ 128,989              | NR         | NR             |
| SCEIP                 | 2.990%      | 9/2/2044      | 10/2/2023       | 2.948        | 534,297              | \$ 534,297              | \$ 534,297              | NR         | NR             |
| SCEIP                 | 3.490%      | 9/2/2044      | 10/2/2023       | 3.441        | 176,448              | \$ 176,448              | \$ 176,448              | NR         | NR             |
| SCEIP                 | 3.490%      | 9/2/2034      | 11/1/2023       | 3.440        | 34,440               | \$ 34,440               | \$ 34,440               | NR         | NR             |
| SCEIP                 | 2.990%      | 9/2/2034      | 12/1/2023       | 2.948        | 29,047               | \$ 29,047               | \$ 29,047               | NR         | NR             |
| SCEIP                 | 3.490%      | 9/2/2034      | 12/1/2023       | 3.441        | 11,092               | \$ 11,092               | \$ 11,092               | NR         | NR             |
| Sub Total SCEIP Notes |             | 4294          | 0.41%           | 2.70%        | 15,318,032           | \$ 15,318,032           | \$ 15,318,032           |            |                |

**Appendix B:**

A detailed listing of all transactions in the Pooled Investment Fund for the quarter.



## Sonoma County Inv Pool Selected Funds Purchases Report

Sorted by Security Type - Issuer  
October 1, 2023 - December 31, 2023

| CUSIP                                     | Investment # | Fund | Sec. Type | Issuer | Original Par Value    | Purchase Date | Payment             | Principal Purchase    | Accrued at Purchase | Rate at Purchas | Maturity Date | YTM   | Ending Book Value     |
|-------------------------------------------|--------------|------|-----------|--------|-----------------------|---------------|---------------------|-----------------------|---------------------|-----------------|---------------|-------|-----------------------|
| <b>Negotiable CDs</b>                     |              |      |           |        |                       |               |                     |                       |                     |                 |               |       |                       |
| 0727MCW60                                 | 31352        | 104  | NCB       | BYLNYY | 25,000,000.00         | 10/30/2023    | 11/05 - At Maturity | 25,000,000.00         |                     | 5.940           | 11/05/2024    | 5.940 | 25,000,000.00         |
| 63873QU69                                 | 31390        | 104  | NCB       | NATXNY | 22,000,000.00         | 12/07/2023    | 10/07 - At Maturity | 22,000,000.00         |                     | 5.560           | 10/07/2024    | 5.560 | 22,000,000.00         |
| <b>Subtotal</b>                           |              |      |           |        | <b>47,000,000.00</b>  |               |                     | <b>47,000,000.00</b>  | <b>0.00</b>         |                 |               |       | <b>47,000,000.00</b>  |
| <b>SCEIP Notes</b>                        |              |      |           |        |                       |               |                     |                       |                     |                 |               |       |                       |
| SYS31342                                  | 31342        | 300  | MTN       | SCEIP  | 128,988.86            | 10/02/2023    | 09/02 - 03/02       | 128,988.86            |                     | 2.990           | 09/02/2034    | 2.988 | 128,988.86            |
| SYS31343                                  | 31343        | 300  | MTN       | SCEIP  | 535,371.80            | 10/02/2023    | 09/02 - 03/02       | 535,371.80            |                     | 2.990           | 09/02/2044    | 2.989 | 534,296.67            |
| SYS31344                                  | 31344        | 300  | MTN       | SCEIP  | 176,448.32            | 10/02/2023    | 09/02 - 03/02       | 176,448.32            |                     | 3.490           | 09/02/2044    | 3.488 | 176,448.32            |
| SYS31357                                  | 31357        | 300  | MTN       | SCEIP  | 34,440.38             | 11/01/2023    | 09/02 - 03/02       | 34,440.38             |                     | 3.490           | 09/02/2034    | 3.488 | 34,440.38             |
| SYS31380                                  | 31380        | 300  | MTN       | SCEIP  | 29,047.03             | 12/01/2023    | 09/02 - 03/02       | 29,047.03             |                     | 2.990           | 09/02/2034    | 2.989 | 29,047.03             |
| SYS31381                                  | 31381        | 300  | MTN       | SCEIP  | 11,092.02             | 12/01/2023    | 09/02 - 03/02       | 11,092.02             |                     | 3.490           | 09/02/2034    | 3.489 | 11,092.02             |
| <b>Subtotal</b>                           |              |      |           |        | <b>915,388.41</b>     |               |                     | <b>915,388.41</b>     | <b>0.00</b>         |                 |               |       | <b>914,313.28</b>     |
| <b>Commercial Paper Disc. -Amortizing</b> |              |      |           |        |                       |               |                     |                       |                     |                 |               |       |                       |
| 05971RHC1                                 | 31379        | 104  | ACP       | BANSDA | 21,000,000.00         | 12/01/2023    | 08/12 - At Maturity | 20,195,262.50         |                     | 5.410           | 08/12/2024    | 5.758 | 20,293,093.33         |
| 62479LCF0                                 | 31410        | 104  | ACP       | MUFGNY | 19,000,000.00         | 12/20/2023    | 03/15 - At Maturity | 18,753,992.18         |                     | 5.420           | 03/15/2024    | 5.491 | 18,788,318.85         |
| 63873JGK0                                 | 31350        | 104  | ACP       | NATXNY | 25,000,000.00         | 10/27/2023    | 07/19 - At Maturity | 23,960,013.75         |                     | 5.630           | 07/19/2024    | 5.933 | 24,218,055.45         |
| 63873JG95                                 | 31364        | 104  | ACP       | NATXNY | 25,000,000.00         | 11/06/2023    | 07/09 - At Maturity | 24,045,041.67         |                     | 5.590           | 07/09/2024    | 5.864 | 24,262,430.56         |
| 63873JH86                                 | 31388        | 104  | ACP       | NATXNY | 22,000,000.00         | 12/06/2023    | 08/08 - At Maturity | 21,185,193.26         |                     | 5.420           | 08/08/2024    | 5.695 | 21,271,311.05         |
| <b>Subtotal</b>                           |              |      |           |        | <b>112,000,000.00</b> |               |                     | <b>108,139,503.36</b> | <b>0.00</b>         |                 |               |       | <b>108,833,209.24</b> |
| <b>Federal Agency Coupon Securities</b>   |              |      |           |        |                       |               |                     |                       |                     |                 |               |       |                       |
| 3133EPC78                                 | 31384        | 104  | FAC       | FFCB   | 10,000,000.00         | 12/04/2023    | 05/13 - 11/13       | 10,000,000.00         | 33,775.00           | 5.790           | 11/13/2026    | 5.788 | 10,033,775.00         |
| 3133EPK38                                 | 31401        | 104  | FAC       | FFCB   | 10,000,000.00         | 12/15/2023    | 06/07 - 12/07       | 9,985,000.00          | 12,400.00           | 5.580           | 12/07/2026    | 5.635 | 9,997,623.88          |
| 3130AXB72                                 | 31340        | 104  | FAC       | FHLB   | 1,180,000.00          | 10/17/2023    | 12/03 - Final Pmt.  | 1,179,882.00          |                     | 6.500           | 10/03/2028    | 6.503 | 0.00                  |
| 3130AXPT9                                 | 31355        | 104  | FAC       | FHLB   | 3,755,000.00          | 11/28/2023    | 12/20 - Final Pmt.  | 3,755,000.00          |                     | 6.400           | 11/20/2028    | 6.400 | 0.00                  |
| 3130AXSR0                                 | 31369        | 104  | FAC       | FHLB   | 10,000,000.00         | 11/30/2023    | 12/20 - Final Pmt.  | 10,000,000.00         |                     | 6.320           | 11/20/2028    | 6.321 | 0.00                  |
| 3130AXS82                                 | 31370        | 104  | FAC       | FHLB   | 10,865,000.00         | 11/30/2023    | 05/27 - 11/27       | 10,863,913.50         |                     | 6.100           | 11/27/2028    | 6.103 | 10,863,932.24         |
| 3130AQT78                                 | 31396        | 104  | FAC       | FHLB   | 3,390,000.00          | 12/13/2023    | 02/28 - 08/28       | 3,256,434.00          | 17,303.13           | 1.750           | 02/28/2025    | 5.153 | 3,279,264.00          |
| 3130AR4V0                                 | 31397        | 104  | FAC       | FHLB   | 3,220,000.00          | 12/13/2023    | 03/14 - 09/14       | 3,104,080.00          | 17,115.19           | 2.150           | 03/14/2025    | 5.151 | 3,125,821.71          |
| 3130AY3L8                                 | 31405        | 104  | FAC       | FHLB   | 3,045,000.00          | 12/14/2023    | 06/12 - 12/12       | 3,045,000.00          | 981.17              | 5.800           | 12/12/2028    | 5.800 | 3,045,981.17          |
| 3130AXWQ7                                 | 31375        | 104  | FAC       | FHLB   | 1,210,000.00          | 12/15/2023    | 06/15 - 12/15       | 1,210,000.00          |                     | 6.000           | 12/15/2028    | 6.000 | 1,210,000.00          |
| 3130AMSB9                                 | 31404        | 104  | FAC       | FHLB   | 2,875,000.00          | 12/19/2023    | 06/16 - 12/16       | 2,699,193.75          | 167.71              | 0.700           | 06/16/2025    | 5.005 | 2,703,290.09          |
| 3130AXM96                                 | 31411        | 104  | FAC       | FHLB   | 4,210,000.00          | 12/20/2023    | 04/24 - 10/24       | 4,210,421.00          | 35,083.33           | 6.000           | 12/24/2026    | 5.997 | 4,245,500.06          |
| 3130AXX60                                 | 31376        | 104  | FAC       | FHLB   | 10,000,000.00         | 12/22/2023    | 06/12 - 12/12       | 10,000,000.00         |                     | 6.100           | 12/12/2028    | 6.101 | 10,000,000.00         |

**Sonoma County Inv Pool Selected Funds**

**Purchases Report**

**October 1, 2023 - December 31, 2023**

| CUSIP                                   | Investment # | Fund | Sec. Type       | Issuer | Original Par Value    | Purchase Date | Payment            | Principal Purchase    | Accrued at Purchase | Rate at Purchas | Maturity Date | YTM   | Ending Book Value     |
|-----------------------------------------|--------------|------|-----------------|--------|-----------------------|---------------|--------------------|-----------------------|---------------------|-----------------|---------------|-------|-----------------------|
| <b>Federal Agency Coupon Securities</b> |              |      |                 |        |                       |               |                    |                       |                     |                 |               |       |                       |
| 3130AXX60                               | 31377        | 104  | FAC             | FHLB   | 4,085,000.00          | 12/22/2023    | 06/12 - 12/12      | 4,085,000.00          |                     | 6.100           | 12/12/2028    | 6.101 | 4,085,000.00          |
| 3130AY2J4                               | 31393        | 104  | FAC             | FHLB   | 10,000,000.00         | 12/27/2023    | 06/18 - 12/18      | 10,000,000.00         |                     | 6.000           | 12/18/2028    | 6.000 | 10,000,000.00         |
| 3130AY2J4                               | 31394        | 104  | FAC             | FHLB   | 4,950,000.00          | 12/27/2023    | 06/18 - 12/18      | 4,949,505.00          |                     | 6.000           | 12/18/2028    | 6.003 | 4,949,506.11          |
| 3130AXXP8                               | 31378        | 104  | FAC             | FHLB   | 14,500,000.00         | 12/28/2023    | 06/28 - 12/28      | 14,500,000.00         |                     | 6.000           | 12/28/2028    | 6.000 | 14,500,000.00         |
| 3134H1JA2                               | 31351        | 104  | FAC             | FHLMC  | 5,880,000.00          | 10/30/2023    | 04/30 - 10/30      | 5,879,412.00          |                     | 6.200           | 10/30/2028    | 6.202 | 5,879,431.93          |
| 3134H1HA4                               | 31353        | 104  | FAC             | FHLMC  | 3,408,000.00          | 11/01/2023    | 04/30 - 10/30      | 3,408,000.00          | 586.93              | 6.200           | 10/30/2028    | 6.200 | 3,408,586.93          |
| 3134H1JG9                               | 31361        | 104  | FAC             | FHLMC  | 15,595,000.00         | 11/08/2023    | 05/08 - 11/08      | 15,595,000.00         |                     | 6.125           | 11/08/2027    | 6.125 | 15,595,000.00         |
| 3134H1KG7                               | 31365        | 104  | FAC             | FHLMC  | 10,000,000.00         | 11/13/2023    | 05/13 - 11/13      | 10,000,000.00         |                     | 6.000           | 11/13/2028    | 6.000 | 10,000,000.00         |
| 3134H1JL8                               | 31356        | 104  | FAC             | FHLMC  | 13,000,000.00         | 11/28/2023    | 05/28 - 11/28      | 13,000,000.00         |                     | 6.250           | 11/28/2028    | 6.250 | 13,000,000.00         |
| 3134H1JL8                               | 31360        | 104  | FAC             | FHLMC  | 5,999,000.00          | 11/28/2023    | 05/28 - 11/28      | 5,999,000.00          |                     | 6.250           | 11/28/2028    | 6.250 | 5,999,000.00          |
| 3134H1JN4                               | 31362        | 104  | FAC             | FHLMC  | 2,888,000.00          | 11/28/2023    | 05/28 - 11/28      | 2,888,000.00          |                     | 6.000           | 05/28/2027    | 6.000 | 2,888,000.00          |
| 3134GXS88                               | 31395        | 104  | FAC             | FHLMC  | 25,000,000.00         | 12/13/2023    | 02/28 - 08/28      | 24,671,250.00         | 291,666.67          | 4.000           | 02/28/2025    | 5.131 | 24,976,520.12         |
| 3134H1MV2                               | 31420        | 104  | FAC             | FHLMC  | 10,000,000.00         | 12/28/2023    | 06/28 - 12/28      | 10,000,000.00         |                     | 5.750           | 12/28/2028    | 5.108 | 10,000,000.00         |
| 3134H1MK6                               | 31421        | 104  | FAC             | FHLMC  | 15,943,000.00         | 12/28/2023    | 06/21 - 12/21      | 15,940,608.55         | 16,740.15           | 5.400           | 12/21/2026    | 5.405 | 15,957,355.39         |
|                                         |              |      | <b>Subtotal</b> |        | <b>214,998,000.00</b> |               |                    | <b>214,224,699.80</b> | <b>425,819.28</b>   |                 |               |       | <b>199,743,588.63</b> |
| <b>Treasury Coupon Securities</b>       |              |      |                 |        |                       |               |                    |                       |                     |                 |               |       |                       |
| 912828J27                               | 31402        | 104  | TRC             | USTR   | 25,000,000.00         | 12/18/2023    | 02/15 - 08/15      | 24,155,273.44         | 169,836.96          | 2.000           | 02/15/2025    | 5.032 | 24,352,936.69         |
|                                         |              |      | <b>Subtotal</b> |        | <b>25,000,000.00</b>  |               |                    | <b>24,155,273.44</b>  | <b>169,836.96</b>   |                 |               |       | <b>24,352,936.69</b>  |
| <b>Corporate Notes</b>                  |              |      |                 |        |                       |               |                    |                       |                     |                 |               |       |                       |
| 14913R2C0                               | 31400        | 104  | MC2             | CAT    | 3,819,000.00          | 12/14/2023    | 05/15 - 11/15      | 3,625,071.18          | 4,460.80            | 1.450           | 05/15/2025    | 5.207 | 3,635,983.62          |
| 00440EAS6                               | 31398        | 104  | MC2             | CB     | 9,145,000.00          | 12/13/2023    | 03/15 - 09/15      | 8,903,663.45          | 70,416.50           | 3.150           | 03/15/2025    | 5.347 | 8,983,690.70          |
| 00440EAS6                               | 31414        | 104  | MC2             | CB     | 1,209,000.00          | 12/22/2023    | 03/15 - 09/15      | 1,181,120.46          | 10,261.39           | 3.150           | 03/15/2025    | 5.103 | 1,191,948.25          |
| 22550L2E0                               | 31363        | 104  | MC2             | CSFBNY | 5,368,000.00          | 11/06/2023    | 02/02 - Final Pmt. | 5,291,452.32          | 6,938.14            | 0.495           | 02/02/2024    | 6.549 | 5,347,345.37          |
| 22550L2J9                               | 31367        | 104  | MC2             | CSFBNY | 8,475,000.00          | 11/13/2023    | 02/09 - 08/09      | 8,378,046.00          | 105,113.54          | 4.750           | 08/09/2024    | 6.346 | 8,500,655.00          |
| 22546QAP2                               | 31407        | 104  | MC2             | CSFBNY | 7,500,000.00          | 12/18/2023    | 03/09 - 09/09      | 7,378,950.00          | 74,765.63           | 3.625           | 09/09/2024    | 5.923 | 7,459,744.94          |
| 29449WAF4                               | 31346        | 104  | MC2             | EQH    | 1,810,000.00          | 10/17/2023    | 03/08 - 09/08      | 1,510,915.60          | 3,529.50            | 1.800           | 03/08/2028    | 6.150 | 1,528,443.99          |
| 29449WAF4                               | 31366        | 104  | MC2             | EQH    | 15,415,000.00         | 11/09/2023    | 03/08 - 09/08      | 12,912,837.20         | 47,015.75           | 1.800           | 03/08/2028    | 6.123 | 13,043,311.88         |
| 29449WAA5                               | 31371        | 104  | MC2             | EQH    | 3,190,000.00          | 11/20/2023    | 01/07 - 07/07      | 2,964,243.70          | 16,499.39           | 1.400           | 07/07/2025    | 6.020 | 2,996,511.42          |
| 40428HVL3                               | 31419        | 104  | MC2             | HSBC   | 1,192,000.00          | 12/28/2023    | 03/17 - 09/17      | 1,198,389.12          | 18,811.25           | 5.625           | 03/17/2025    | 5.158 | 1,217,156.71          |
| 458140BP4                               | 31399        | 104  | MC2             | INTEL  | 3,000,000.00          | 12/14/2023    | 03/25 - 09/25      | 2,930,910.00          | 22,383.33           | 3.400           | 03/25/2025    | 5.279 | 2,955,841.12          |
| 59217GER6                               | 31348        | 104  | MC2             | MET    | 3,096,000.00          | 10/27/2023    | 01/11 - 07/11      | 2,732,560.56          | 17,092.50           | 1.875           | 01/11/2027    | 5.950 | 2,769,809.15          |
| 59156RBM9                               | 31349        | 104  | MC2             | MET    | 1,902,000.00          | 10/27/2023    | 03/01 - 09/01      | 1,831,036.38          | 8,876.00            | 3.000           | 03/01/2025    | 5.924 | 1,849,296.00          |
| 59217GER6                               | 31389        | 104  | MC2             | MET    | 7,480,000.00          | 12/11/2023    | 01/11 - 07/11      | 6,760,050.00          | 58,437.50           | 1.875           | 01/11/2027    | 5.299 | 6,831,459.57          |
| 61761J3R8                               | 31418        | 104  | MC2             | MS     | 8,500,000.00          | 12/28/2023    | 01/27 - 07/27      | 8,133,310.00          | 111,414.93          | 3.125           | 07/27/2026    | 4.925 | 8,245,909.07          |
| 594918BB9                               | 31403        | 104  | MC2             | MSFT   | 10,836,000.00         | 12/14/2023    | 02/12 - 08/12      | 10,545,920.28         | 99,149.40           | 2.700           | 02/12/2025    | 5.100 | 10,656,867.18         |
| 62829D2A7                               | 31345        | 104  | MC2             | MUTOMA | 3,769,000.00          | 10/17/2023    | 01/27 - 07/27      | 3,754,300.90          | 48,578.22           | 5.800           | 07/27/2026    | 5.950 | 3,803,966.85          |



**Sonoma County Inv Pool Selected Funds**

**Purchases Report**

**October 1, 2023 - December 31, 2023**

| CUSIP                        | Investment # | Fund | Sec. Type       | Issuer | Original Par Value    | Purchase Date       | Payment            | Principal Purchase    | Accrued at Purchase | Rate at Purchas | Maturity Date | YTM   | Ending Book Value     |
|------------------------------|--------------|------|-----------------|--------|-----------------------|---------------------|--------------------|-----------------------|---------------------|-----------------|---------------|-------|-----------------------|
| <b>Corporate Notes</b>       |              |      |                 |        |                       |                     |                    |                       |                     |                 |               |       |                       |
| 62829D2A7                    | 31391        | 104  | MC2             | MUTOMA | 10,500,000.00         | 12/11/2023          | 01/27 - 07/27      | 10,634,610.00         | 226,683.33          | 5.800           | 07/27/2026    | 5.268 | 10,858,447.45         |
| 62829D2B5                    | 31392        | 104  | MC2             | MUTOMA | 10,000,000.00         | 12/12/2023          | 06/12 - 12/12      | 10,051,100.00         |                     | 5.450           | 12/12/2028    | 5.332 | 10,050,560.61         |
| 665859AW4                    | 31347        | 104  | MC2             | NTRS   | 2,000,000.00          | 10/27/2023          | 11/10 - 05/10      | 1,882,560.00          | Received            | 4.000           | 05/10/2027    | 5.862 | 1,888,464.29          |
| 64952WET6                    | 31413        | 104  | MC2             | NYLIFE | 2,120,000.00          | 12/22/2023          | 06/06 - Final Pmt. | 2,095,408.00          | 2,968.00            | 3.150           | 06/06/2024    | 5.755 | 2,099,725.56          |
| 6944PL2H1                    | 31386        | 104  | MC2             | PACLIF | 2,375,000.00          | 12/07/2023          | 03/21 - 09/21      | 2,008,157.50          | 8,022.22            | 1.600           | 09/21/2028    | 5.293 | 2,021,286.58          |
| 74256LEW5                    | 31368        | 104  | MC2             | PFG    | 2,380,000.00          | 11/13/2023          | 12/28 - 06/28      | 2,335,922.40          | Received            | 5.500           | 06/28/2028    | 5.962 | 2,337,193.11          |
| 74256LES4                    | 31387        | 104  | MC2             | PFG    | 15,000,000.00         | 12/07/2023          | 05/17 - 11/17      | 13,478,550.00         | 12,500.00           | 1.500           | 11/17/2026    | 5.263 | 13,525,497.92         |
| 74256LEE5                    | 31406        | 104  | MC2             | PFG    | 3,000,000.00          | 12/20/2023          | 12/23 - 06/23      | 2,836,410.00          | Received            | 1.250           | 06/23/2025    | 5.050 | 2,839,723.98          |
| 74256LEE5                    | 31408        | 104  | MC2             | PFG    | 21,425,000.00         | 12/20/2023          | 12/23 - 06/23      | 20,232,056.00         | Received            | 1.250           | 06/23/2025    | 5.133 | 20,256,222.45         |
| 74368CBL7                    | 31354        | 104  | MC2             | PL     | 5,801,000.00          | 11/01/2023          | 03/28 - 09/28      | 5,584,912.75          | 17,111.98           | 3.218           | 03/28/2025    | 6.013 | 5,627,597.19          |
| 74368CBP8                    | 31385        | 104  | MC2             | PL     | 9,440,000.00          | 12/07/2023          | 01/06 - 07/06      | 9,277,820.80          | 186,653.45          | 4.714           | 07/06/2027    | 5.245 | 9,467,493.88          |
| 21688AAY8                    | 31339        | 104  | MC2             | RABOBK | 8,000,000.00          | 10/05/2023          | 04/05 - 10/05      | 7,977,280.00          |                     | 5.500           | 10/05/2026    | 5.604 | 7,979,089.19          |
| 76209PAA1                    | 31372        | 104  | MC2             | RGA    | 2,730,000.00          | 11/20/2023          | 11/30 - 05/30      | 2,431,256.10          | Received            | 2.000           | 11/30/2026    | 6.006 | 2,442,493.26          |
| 76209PAC7                    | 31374        | 104  | MC2             | RGA    | 10,000,000.00         | 11/21/2023          | 05/21 - 11/21      | 9,986,800.00          |                     | 6.000           | 11/21/2028    | 6.031 | 9,987,093.33          |
| 808513BB0                    | 31415        | 104  | MC2             | SCHW   | 7,114,000.00          | 12/22/2023          | 03/24 - 09/24      | 7,023,011.94          | 73,037.07           | 4.200           | 03/24/2025    | 5.260 | 7,097,860.72          |
| 808513AX3                    | 31417        | 104  | MC2             | SCHW   | 5,682,000.00          | 12/28/2023          | 05/21 - 11/21      | 5,577,451.20          | 22,483.36           | 3.850           | 05/21/2025    | 5.230 | 5,600,558.11          |
| 89236TLD5                    | 31373        | 104  | MC2             | TOYOTA | 10,000,000.00         | 11/20/2023          | 11/21 - Final Pmt. | 9,991,000.00          |                     | 5.400           | 11/20/2026    | 5.433 | 0.00                  |
| 90327QD71                    | 31412        | 104  | MC2             | USAACA | 1,000,000.00          | 12/22/2023          | 05/01 - Final Pmt. | 981,590.00            | 708.33              | 0.500           | 05/01/2024    | 5.739 | 983,582.75            |
|                              |              |      | <b>Subtotal</b> |        | <b>224,273,000.00</b> |                     |                    | <b>214,418,673.84</b> | <b>1,273,911.51</b> |                 |               |       | <b>206,080,831.20</b> |
| <b>Municipal Bonds</b>       |              |      |                 |        |                       |                     |                    |                       |                     |                 |               |       |                       |
| 13080SZP2                    | 31341        | 104  | MUN             | CASGEN | 580,000.00            | 10/04/2023          | 02/01 - 08/01      | 488,122.20            | 1,483.93            | 1.462           | 02/01/2028    | 5.640 | 494,739.96            |
| 797686EP3                    | 31409        | 104  | MUN             | SFOTRN | 1,775,000.00          | 12/20/2023          | 03/01 - 09/01      | 1,585,607.50          | 5,922.48            | 1.102           | 03/01/2027    | 4.737 | 1,593,339.99          |
|                              |              |      | <b>Subtotal</b> |        | <b>2,355,000.00</b>   |                     |                    | <b>2,073,729.70</b>   | <b>7,406.41</b>     |                 |               |       | <b>2,088,079.95</b>   |
| <b>Managed Pool Deposits</b> |              |      |                 |        |                       |                     |                    |                       |                     |                 |               |       |                       |
|                              |              |      |                 |        | <b>Deposit Amount</b> | <b>Deposit Date</b> |                    | <b>Deposit Amount</b> |                     | <b>Rate</b>     |               |       |                       |
| SYS30839                     | 30839        | 104  | PA1             | CAMP   | 21,000,000.00         | 10/02/2023          |                    | 21,000,000.00         |                     |                 |               |       |                       |
| SYS30839                     | 30839        | 104  | PA1             | CAMP   | 13,000,000.00         | 10/04/2023          |                    | 13,000,000.00         |                     |                 |               |       |                       |
| SYS30839                     | 30839        | 104  | PA1             | CAMP   | 18,000,000.00         | 10/10/2023          |                    | 18,000,000.00         |                     |                 |               |       |                       |
| SYS30839                     | 30839        | 104  | PA1             | CAMP   | 10,410,230.90         | 10/12/2023          |                    | 10,410,230.90         |                     |                 |               |       |                       |
| SYS30839                     | 30839        | 104  | PA1             | CAMP   | 15,289,769.10         | 10/12/2023          |                    | 15,289,769.10         |                     |                 |               |       |                       |
| SYS30839                     | 30839        | 104  | PA1             | CAMP   | 17,000,000.00         | 10/13/2023          |                    | 17,000,000.00         |                     |                 |               |       |                       |
| SYS30839                     | 30839        | 104  | PA1             | CAMP   | 3,000,000.00          | 10/16/2023          |                    | 3,000,000.00          |                     |                 |               |       |                       |
| SYS30839                     | 30839        | 104  | PA1             | CAMP   | 12,000,000.00         | 10/20/2023          |                    | 12,000,000.00         |                     |                 |               |       |                       |
| SYS30839                     | 30839        | 104  | PA1             | CAMP   | 7,000,000.00          | 10/23/2023          |                    | 7,000,000.00          |                     |                 |               |       |                       |
| SYS30839                     | 30839        | 104  | PA1             | CAMP   | 4,700,000.00          | 10/25/2023          |                    | 4,700,000.00          |                     |                 |               |       |                       |
| SYS30839                     | 30839        | 104  | PA1             | CAMP   | 6,600,000.00          | 10/26/2023          |                    | 6,600,000.00          |                     |                 |               |       |                       |

Received = Accrued Interest at Purchase was received by report ending date.

Sonoma County Inv Pool Selected Funds

Purchases Report

October 1, 2023 - December 31, 2023


| CUSIP                        | Investment # | Fund | Sec. Type | Issuer | Original Par Value    | Purchase Date       | Payment | Principal Purchase    | Accrued at Purchase | Rate at Purchas | Maturity Date | YTM | Ending Book Value |
|------------------------------|--------------|------|-----------|--------|-----------------------|---------------------|---------|-----------------------|---------------------|-----------------|---------------|-----|-------------------|
| <b>Managed Pool Deposits</b> |              |      |           |        | <b>Deposit Amount</b> | <b>Deposit Date</b> |         | <b>Deposit Amount</b> |                     | <b>Rate</b>     |               |     |                   |
| SYS30839                     | 30839        | 104  | PA1       | CAMP   | 62,800,000.00         | 10/27/2023          |         | 62,800,000.00         |                     |                 |               |     |                   |
| SYS30839                     | 30839        | 104  | PA1       | CAMP   | 14,002,447.99         | 10/30/2023          |         | 14,002,447.99         |                     |                 |               |     |                   |
| SYS30839                     | 30839        | 104  | PA1       | CAMP   | 13,000,000.00         | 10/31/2023          |         | 13,000,000.00         |                     |                 |               |     |                   |
| SYS30839                     | 30839        | 104  | PA1       | CAMP   | 5,224,391.08          | 11/01/2023          |         | 5,224,391.08          |                     |                 |               |     |                   |
| SYS30839                     | 30839        | 104  | PA1       | CAMP   | 14,000,000.00         | 11/02/2023          |         | 14,000,000.00         |                     |                 |               |     |                   |
| SYS30839                     | 30839        | 104  | PA1       | CAMP   | 18,000,000.00         | 11/03/2023          |         | 18,000,000.00         |                     |                 |               |     |                   |
| SYS30839                     | 30839        | 104  | PA1       | CAMP   | 12,225,138.77         | 11/06/2023          |         | 12,225,138.77         |                     |                 |               |     |                   |
| SYS30839                     | 30839        | 104  | PA1       | CAMP   | 10,000,000.00         | 11/07/2023          |         | 10,000,000.00         |                     |                 |               |     |                   |
| SYS30839                     | 30839        | 104  | PA1       | CAMP   | 16,000,000.00         | 11/10/2023          |         | 16,000,000.00         |                     |                 |               |     |                   |
| SYS30839                     | 30839        | 104  | PA1       | CAMP   | 35,732,606.72         | 11/15/2023          |         | 35,732,606.72         |                     |                 |               |     |                   |
| SYS30839                     | 30839        | 104  | PA1       | CAMP   | 25,700,000.00         | 11/17/2023          |         | 25,700,000.00         |                     |                 |               |     |                   |
| SYS30839                     | 30839        | 104  | PA1       | CAMP   | 1,877,848.99          | 11/21/2023          |         | 1,877,848.99          |                     |                 |               |     |                   |
| SYS30839                     | 30839        | 104  | PA1       | CAMP   | 8,622,151.01          | 11/21/2023          |         | 8,622,151.01          |                     |                 |               |     |                   |
| SYS30839                     | 30839        | 104  | PA1       | CAMP   | 4,000,000.00          | 11/22/2023          |         | 4,000,000.00          |                     |                 |               |     |                   |
| SYS30839                     | 30839        | 104  | PA1       | CAMP   | 14,500,000.00         | 11/24/2023          |         | 14,500,000.00         |                     |                 |               |     |                   |
| SYS30839                     | 30839        | 104  | PA1       | CAMP   | 33,700,000.00         | 11/27/2023          |         | 33,700,000.00         |                     |                 |               |     |                   |
| SYS30839                     | 30839        | 104  | PA1       | CAMP   | 45,830,285.83         | 11/28/2023          |         | 45,830,285.83         |                     |                 |               |     |                   |
| SYS30839                     | 30839        | 104  | PA1       | CAMP   | 7,000,000.00          | 11/29/2023          |         | 7,000,000.00          |                     |                 |               |     |                   |
| SYS30839                     | 30839        | 104  | PA1       | CAMP   | 17,980,613.50         | 11/30/2023          |         | 17,980,613.50         |                     |                 |               |     |                   |
| SYS30839                     | 30839        | 104  | PA1       | CAMP   | 16,158,826.28         | 12/01/2023          |         | 16,158,826.28         |                     |                 |               |     |                   |
| SYS30839                     | 30839        | 104  | PA1       | CAMP   | 32,500,000.00         | 12/05/2023          |         | 32,500,000.00         |                     |                 |               |     |                   |
| SYS30839                     | 30839        | 104  | PA1       | CAMP   | 20,090,693.26         | 12/06/2023          |         | 20,090,693.26         |                     |                 |               |     |                   |
| SYS30839                     | 30839        | 104  | PA1       | CAMP   | 20,937,741.47         | 12/07/2023          |         | 20,937,741.47         |                     |                 |               |     |                   |
| SYS30839                     | 30839        | 104  | PA1       | CAMP   | 145,000,000.00        | 12/08/2023          |         | 145,000,000.00        |                     |                 |               |     |                   |
| SYS30839                     | 30839        | 104  | PA1       | CAMP   | 32,383,539.72         | 12/11/2023          |         | 32,383,539.72         |                     |                 |               |     |                   |
| SYS30839                     | 30839        | 104  | PA1       | CAMP   | 46,000,000.00         | 12/12/2023          |         | 46,000,000.00         |                     |                 |               |     |                   |
| SYS30839                     | 30839        | 104  | PA1       | CAMP   | 25,635,246.30         | 12/13/2023          |         | 25,635,246.30         |                     |                 |               |     |                   |
| SYS30839                     | 30839        | 104  | PA1       | CAMP   | 28,580,182.41         | 12/14/2023          |         | 28,580,182.41         |                     |                 |               |     |                   |
| SYS30839                     | 30839        | 104  | PA1       | CAMP   | 13,566,085.46         | 12/18/2023          |         | 13,566,085.46         |                     |                 |               |     |                   |
| SYS30839                     | 30839        | 104  | PA1       | CAMP   | 12,000,000.00         | 12/21/2023          |         | 12,000,000.00         |                     |                 |               |     |                   |
| SYS30839                     | 30839        | 104  | PA1       | CAMP   | 23,000,000.00         | 12/26/2023          |         | 23,000,000.00         |                     |                 |               |     |                   |
| SYS30839                     | 30839        | 104  | PA1       | CAMP   | 57,063,113.75         | 12/27/2023          |         | 57,063,113.75         |                     |                 |               |     |                   |
| SYS30839                     | 30839        | 104  | PA1       | CAMP   | 8,977,791.55          | 12/28/2023          |         | 8,977,791.55          |                     |                 |               |     |                   |
| SYS31038                     | 31038        | 104  | PA1       | CATRST | 1,962,208.90          | 10/19/2023          |         | 1,962,208.90          |                     |                 |               |     |                   |
| SYS31038                     | 31038        | 104  | PA1       | CATRST | 6,453,731.48          | 11/16/2023          |         | 6,453,731.48          |                     |                 |               |     |                   |
| SYS31038                     | 31038        | 104  | PA1       | CATRST | 13,293,419.48         | 12/04/2023          |         | 13,293,419.48         |                     |                 |               |     |                   |
| SYS31038                     | 31038        | 104  | PA1       | CATRST | 11,000,000.00         | 12/06/2023          |         | 11,000,000.00         |                     |                 |               |     |                   |

Sonoma County Inv Pool Selected Funds

Purchases Report

October 1, 2023 - December 31, 2023

| CUSIP                               | Investment # | Fund | Sec. Type | Issuer          | Original Par Value      | Purchase Date       | Payment | Principal Purchase      | Accrued at Purchase | Rate at Purchas | Maturity Date | YTM | Ending Book Value     |
|-------------------------------------|--------------|------|-----------|-----------------|-------------------------|---------------------|---------|-------------------------|---------------------|-----------------|---------------|-----|-----------------------|
| <b>Managed Pool Deposits</b>        |              |      |           |                 | <b>Deposit Amount</b>   | <b>Deposit Date</b> |         | <b>Deposit Amount</b>   |                     | <b>Rate</b>     |               |     |                       |
| SYS31038                            | 31038        | 104  | PA1       | CATRST          | 24,000,000.00           | 12/08/2023          |         | 24,000,000.00           |                     |                 |               |     |                       |
| SYS31110                            | 31110        | 104  | PA1       | CLASS           | 1,943,669.33            | 10/06/2023          |         | 1,943,669.33            |                     |                 |               |     |                       |
| SYS31110                            | 31110        | 104  | PA1       | CLASS           | 2,000,000.00            | 10/24/2023          |         | 2,000,000.00            |                     |                 |               |     |                       |
| SYS31110                            | 31110        | 104  | PA1       | CLASS           | 1,914,741.58            | 11/08/2023          |         | 1,914,741.58            |                     |                 |               |     |                       |
| SYS31110                            | 31110        | 104  | PA1       | CLASS           | 6,000,000.00            | 11/14/2023          |         | 6,000,000.00            |                     |                 |               |     |                       |
| SYS31110                            | 31110        | 104  | PA1       | CLASS           | 7,000,000.00            | 11/29/2023          |         | 7,000,000.00            |                     |                 |               |     |                       |
| 261941108                           | 31070        | 104  | PA1       | DIRXX           | 304,566.42              | 10/02/2023          |         | 304,566.42              |                     |                 |               |     |                       |
| 261941108                           | 31070        | 104  | PA1       | DIRXX           | 569,275.00              | 10/13/2023          |         | 569,275.00              |                     |                 |               |     |                       |
| 261941108                           | 31070        | 104  | PA1       | DIRXX           | 607,318.25              | 10/16/2023          |         | 607,318.25              |                     |                 |               |     |                       |
| 261941108                           | 31070        | 104  | PA1       | DIRXX           | 37,700.00               | 10/20/2023          |         | 37,700.00               |                     |                 |               |     |                       |
| 261941108                           | 31070        | 104  | PA1       | DIRXX           | 83,096.00               | 10/23/2023          |         | 83,096.00               |                     |                 |               |     |                       |
| 261941108                           | 31070        | 104  | PA1       | DIRXX           | 1,277,596.89            | 10/24/2023          |         | 1,277,596.89            |                     |                 |               |     |                       |
| 261941108                           | 31070        | 104  | PA1       | DIRXX           | 270,416.67              | 10/25/2023          |         | 270,416.67              |                     |                 |               |     |                       |
| 261941108                           | 31070        | 104  | PA1       | DIRXX           | 265,000.00              | 10/26/2023          |         | 265,000.00              |                     |                 |               |     |                       |
| 261941108                           | 31070        | 104  | PA1       | DIRXX           | 121,625.00              | 11/03/2023          |         | 121,625.00              |                     |                 |               |     |                       |
| 261941108                           | 31070        | 104  | PA1       | DIRXX           | 3,750.00                | 11/07/2023          |         | 3,750.00                |                     |                 |               |     |                       |
| 261941108                           | 31070        | 104  | PA1       | DIRXX           | 40,000.00               | 11/10/2023          |         | 40,000.00               |                     |                 |               |     |                       |
| 261941108                           | 31070        | 104  | PA1       | DIRXX           | 89,500.00               | 11/17/2023          |         | 89,500.00               |                     |                 |               |     |                       |
| 261941108                           | 31070        | 104  | PA1       | DIRXX           | 82,252.50               | 11/22/2023          |         | 82,252.50               |                     |                 |               |     |                       |
| 261941108                           | 31070        | 104  | PA1       | DIRXX           | 345,045.00              | 11/24/2023          |         | 345,045.00              |                     |                 |               |     |                       |
| 261941108                           | 31070        | 104  | PA1       | DIRXX           | 384,416.67              | 11/27/2023          |         | 384,416.67              |                     |                 |               |     |                       |
| 261941108                           | 31070        | 104  | PA1       | DIRXX           | 228,926.56              | 12/01/2023          |         | 228,926.56              |                     |                 |               |     |                       |
| 261941108                           | 31070        | 104  | PA1       | DIRXX           | 70,282.36               | 12/08/2023          |         | 70,282.36               |                     |                 |               |     |                       |
| 261941108                           | 31070        | 104  | PA1       | DIRXX           | 146,838.89              | 12/12/2023          |         | 146,838.89              |                     |                 |               |     |                       |
| 261941108                           | 31070        | 104  | PA1       | DIRXX           | 371,391.25              | 12/26/2023          |         | 371,391.25              |                     |                 |               |     |                       |
|                                     |              |      |           | <b>Subtotal</b> | <b>1,050,955,472.32</b> |                     |         | <b>1,050,955,472.32</b> |                     |                 |               |     |                       |
| <b>Total Purchases and Deposits</b> |              |      |           |                 | <b>1,677,496,860.73</b> |                     |         | <b>1,661,882,740.87</b> | <b>1,876,974.16</b> |                 |               |     | <b>589,012,958.99</b> |



## Sonoma County Inv Pool Selected Funds Maturity Report Sorted by Security Type Receipts during October 1, 2023 - December 31, 2023

| CUSIP                                     | Investment # | Fund | Sec. Type | Issuer | Par Value             | Maturity Date | Purchase Date | Rate at Maturity | Book Value at Maturity | Interest            | Maturity Proceeds     | Net Income          |
|-------------------------------------------|--------------|------|-----------|--------|-----------------------|---------------|---------------|------------------|------------------------|---------------------|-----------------------|---------------------|
| <b>Negotiable CDs</b>                     |              |      |           |        |                       |               |               |                  |                        |                     |                       |                     |
| 63873QYG3                                 | 31102        | 104  | NCB       | NATXNY | 20,000,000.00         | 10/02/2023    | 11/29/2022    | 5.520            | 20,000,000.00          | 941,466.67          | 20,941,466.67         | 941,466.67          |
| 63873QYU2                                 | 31124        | 104  | NCB       | NATXNY | 25,000,000.00         | 10/10/2023    | 12/08/2022    | 5.470            | 25,000,000.00          | 1,162,375.00        | 26,162,375.00         | 1,162,375.00        |
| 85325VEQ9                                 | 31174        | 104  | NCB       | STANLN | 10,000,000.00         | 11/09/2023    | 03/01/2023    | 5.400            | 10,000,000.00          | 379,500.00          | 10,379,500.00         | 379,500.00          |
| <b>Subtotal</b>                           |              |      |           |        | <b>55,000,000.00</b>  |               |               |                  | <b>55,000,000.00</b>   | <b>2,483,341.67</b> | <b>57,483,341.67</b>  | <b>2,483,341.67</b> |
| <b>Commercial Paper Disc. -Amortizing</b> |              |      |           |        |                       |               |               |                  |                        |                     |                       |                     |
| 53948BYD5                                 | 31172        | 104  | ACP       | LLOYDS | 10,000,000.00         | 11/13/2023    | 02/24/2023    | 5.220            | 10,000,000.00          | 0.00                | 10,000,000.00         | 0.00                |
| <b>Subtotal</b>                           |              |      |           |        | <b>10,000,000.00</b>  |               |               |                  | <b>10,000,000.00</b>   | <b>0.00</b>         | <b>10,000,000.00</b>  | <b>0.00</b>         |
| <b>Federal Agency Coupon Securities</b>   |              |      |           |        |                       |               |               |                  |                        |                     |                       |                     |
| 3133ENDR8                                 | 30942        | 104  | FAC       | FFCB   | 675,000.00            | 11/09/2023    | 12/14/2021    | 0.400            | 675,000.00             | 1,350.00            | 676,350.00            | 1,350.00            |
| <b>Subtotal</b>                           |              |      |           |        | <b>675,000.00</b>     |               |               |                  | <b>675,000.00</b>      | <b>1,350.00</b>     | <b>676,350.00</b>     | <b>1,350.00</b>     |
| <b>SupraNationals</b>                     |              |      |           |        |                       |               |               |                  |                        |                     |                       |                     |
| 4581X0CC0                                 | 30820        | 104  | MC1       | IADB   | 13,000,000.00         | 10/04/2023    | 05/21/2021    | 3.000            | 13,000,000.00          | 195,000.00          | 13,195,000.00         | 195,000.00          |
| 45950VPF7                                 | 30621        | 104  | MC1       | IFC    | 10,950,000.00         | 10/27/2023    | 10/27/2020    | 0.314            | 10,950,000.00          | 17,191.50           | 10,967,191.50         | 17,191.50           |
| 4581X0DP0                                 | 30544        | 104  | MC1       | IADB   | 20,000,000.00         | 11/15/2023    | 09/02/2020    | 0.250            | 20,000,000.00          | 25,000.00           | 20,025,000.00         | 25,000.00           |
| <b>Subtotal</b>                           |              |      |           |        | <b>43,950,000.00</b>  |               |               |                  | <b>43,950,000.00</b>   | <b>237,191.50</b>   | <b>44,187,191.50</b>  | <b>237,191.50</b>   |
| <b>Corporate Notes</b>                    |              |      |           |        |                       |               |               |                  |                        |                     |                       |                     |
| 857477AM5                                 | 30579        | 104  | MC2       | STT    | 6,903,000.00          | 11/20/2023    | 10/01/2020    | 3.700            | 6,903,000.00           | 127,705.50          | 7,030,705.50          | 127,705.50          |
| <b>Subtotal</b>                           |              |      |           |        | <b>6,903,000.00</b>   |               |               |                  | <b>6,903,000.00</b>    | <b>127,705.50</b>   | <b>7,030,705.50</b>   | <b>127,705.50</b>   |
| <b>Municipal Bonds</b>                    |              |      |           |        |                       |               |               |                  |                        |                     |                       |                     |
| 13048VQB7                                 | 30492        | 104  | MUN       | CASFIN | 350,000.00            | 11/01/2023    | 07/15/2020    | 1.605            | 350,000.00             | 2,808.75            | 352,808.75            | 2,808.75            |
| 13048VQB7                                 | 30583        | 104  | MUN       | CASFIN | 3,150,000.00          | 11/01/2023    | 10/01/2020    | 1.605            | 3,150,000.00           | 25,278.75           | 3,175,278.75          | 25,278.75           |
| 13048VQB7                                 | 30871        | 104  | MUN       | CASFIN | 690,000.00            | 11/01/2023    | 07/13/2021    | 1.605            | 690,000.00             | 5,537.25            | 695,537.25            | 5,537.25            |
| 13077DMJ8                                 | 30561        | 104  | MUN       | CASHGR | 4,250,000.00          | 11/01/2023    | 09/17/2020    | 0.475            | 4,250,000.00           | 10,093.75           | 4,260,093.75          | 10,093.75           |
| 13077DNB4                                 | 30563        | 104  | MUN       | CASHGR | 800,000.00            | 11/01/2023    | 09/17/2020    | 0.475            | 800,000.00             | 1,900.00            | 801,900.00            | 1,900.00            |
| 5445872R8                                 | 30750        | 104  | MUN       | LOSGEN | 2,000,000.00          | 11/01/2023    | 03/19/2021    | 0.419            | 2,000,000.00           | 4,190.00            | 2,004,190.00          | 4,190.00            |
| 79771FAD9                                 | 30613        | 104  | MUN       | SFOWTR | 700,000.00            | 11/01/2023    | 10/21/2020    | 0.500            | 700,000.00             | 1,750.00            | 701,750.00            | 1,750.00            |
| 79771FAW7                                 | 30615        | 104  | MUN       | SFOWTR | 1,000,000.00          | 11/01/2023    | 10/21/2020    | 0.500            | 1,000,000.00           | 2,500.00            | 1,002,500.00          | 2,500.00            |
| 79771FBM8                                 | 30617        | 104  | MUN       | SFOWTR | 350,000.00            | 11/01/2023    | 10/21/2020    | 0.500            | 350,000.00             | 875.00              | 350,875.00            | 875.00              |
| 923078CT4                                 | 30457        | 104  | MUN       | VNTCTF | 230,000.00            | 11/01/2023    | 06/11/2020    | 1.048            | 230,000.00             | 1,205.20            | 231,205.20            | 1,205.20            |
| 54473EUW2                                 | 30630        | 104  | MUN       | LOSFAC | 4,130,000.00          | 12/01/2023    | 11/03/2020    | 5.000            | 4,130,000.00           | 103,250.00          | 4,233,250.00          | 103,250.00          |
| 786134VD5                                 | 30366        | 104  | MUN       | SACUTL | 400,000.00            | 12/01/2023    | 04/21/2020    | 3.203            | 400,000.00             | 6,406.00            | 406,406.00            | 6,406.00            |
| <b>Subtotal</b>                           |              |      |           |        | <b>18,050,000.00</b>  |               |               |                  | <b>18,050,000.00</b>   | <b>165,794.70</b>   | <b>18,215,794.70</b>  | <b>165,794.70</b>   |
| <b>Total Maturities</b>                   |              |      |           |        | <b>134,578,000.00</b> |               |               |                  | <b>134,578,000.00</b>  | <b>3,015,383.37</b> | <b>137,593,383.37</b> | <b>3,015,383.37</b> |

Sonoma County Inv Pool Selected Funds  
Maturity Report  
Receipts during October 1, 2023 - December 31, 2023

| CUSIP | Investment # | Fund | Sec.<br>Type | Issuer | Par Value | Maturity<br>Date | Purchase<br>Date | Rate<br>at Maturity | Book Value<br>at Maturity | Interest | Maturity<br>Proceeds | Net<br>Income |
|-------|--------------|------|--------------|--------|-----------|------------------|------------------|---------------------|---------------------------|----------|----------------------|---------------|
|-------|--------------|------|--------------|--------|-----------|------------------|------------------|---------------------|---------------------------|----------|----------------------|---------------|



## Sonoma County Inv Pool Selected Funds Sales/Call Report

**Sorted by Security Type - Issuer**  
**October 1, 2023 - December 31, 2023**

| CUSIP                                   | Investment # | Fund | Issuer<br>Sec. Type | Purchase<br>Date | Redem. Date<br>Matur. Date | Par<br>Value      | Rate at<br>Redem. | Book Value<br>at Redem. | Redemption<br>Principal | Redemption<br>Interest | Total<br>Amount   | Net Income      |
|-----------------------------------------|--------------|------|---------------------|------------------|----------------------------|-------------------|-------------------|-------------------------|-------------------------|------------------------|-------------------|-----------------|
| <b>SCEIP Notes</b>                      |              |      |                     |                  |                            |                   |                   |                         |                         |                        |                   |                 |
| SYS28427                                | 28427        | 300  | SCEIP<br>MTN        | 10/01/200        | 10/24/202<br>09/02/202     | 25,284.74         | 3.000             | 25,284.74               | 25,284.74               | 109.57                 | 25,394.31         | 109.57          |
| SYS28929                                | 28929        | 300  | SCEIP<br>MTN        | 04/01/201        | 10/24/202<br>09/02/203     | 10,814.54         | 3.000             | 10,814.54               | 10,814.54               | 46.86                  | 10,861.40         | 46.86           |
| SYS30011                                | 30011        | 300  | SCEIP<br>MTN        | 02/01/201        | 10/24/202<br>09/02/202     | 4,246.60          | 3.000             | 4,246.60                | 4,246.60                | 18.40                  | 4,265.00          | 18.40           |
| SYS28427                                | 28427        | 300  | SCEIP<br>MTN        | 10/01/200        | 11/21/202<br>09/02/202     | 16,776.50         | 3.000             | 16,776.50               | 16,776.50               | 110.45                 | 16,886.95         | 110.45          |
| SYS29916                                | 29916        | 300  | SCEIP<br>MTN        | 04/02/201        | 11/21/202<br>09/02/202     | 29,764.77         | 3.000             | 29,764.77               | 29,764.77               | 195.95                 | 29,960.72         | 195.95          |
| SYS31259                                | 31259        | 300  | SCEIP<br>MTN        | 06/01/202        | 11/21/202<br>09/02/204     | 36.00             | 2.990             | 36.00                   | 36.00                   | 0.24                   | 36.24             | 0.24            |
| SYS31323                                | 31323        | 300  | SCEIP<br>MTN        | 09/02/202        | 11/21/202<br>09/02/203     | 21,511.19         | 2.990             | 21,511.19               | 21,511.19               | 141.14                 | 21,652.33         | 141.14          |
| SYS31343                                | 31343        | 300  | SCEIP<br>MTN        | 10/02/202        | 11/21/202<br>09/02/204     | 1,075.13          | 2.990             | 1,075.13                | 1,075.13                | 4.38                   | 1,079.51          | 4.38            |
| SYS28680                                | 28680        | 300  | SCEIP<br>MTN        | 04/01/201        | 12/26/202<br>09/02/203     | 43,377.70         | 3.000             | 43,377.70               | 43,377.70               | 412.09                 | 43,789.79         | 412.09          |
| SYS29437                                | 29437        | 300  | SCEIP<br>MTN        | 06/30/201        | 12/26/202<br>09/02/203     | 12,410.75         | 3.000             | 12,410.75               | 12,410.75               | 117.90                 | 12,528.65         | 117.90          |
| SYS29448                                | 29448        | 300  | SCEIP<br>MTN        | 09/02/201        | 12/26/202<br>09/02/203     | 18,824.78         | 3.000             | 18,824.78               | 18,824.78               | 178.84                 | 19,003.62         | 178.84          |
| SYS31299                                | 31299        | 300  | SCEIP<br>MTN        | 08/01/202        | 12/26/202<br>09/02/203     | 16,005.76         | 2.990             | 16,005.76               | 16,005.76               | 151.55                 | 16,157.31         | 151.55          |
| SYS31323                                | 31323        | 300  | SCEIP<br>MTN        | 09/02/202        | 12/26/202<br>09/02/203     | 8,738.81          | 2.990             | 8,738.81                | 8,738.81                | 82.74                  | 8,821.55          | 82.74           |
| <b>Subtotal</b>                         |              |      |                     |                  |                            | <b>208,867.27</b> |                   | <b>208,867.27</b>       | <b>208,867.27</b>       | <b>1,570.11</b>        | <b>210,437.38</b> | <b>1,570.11</b> |
| <b>Federal Agency Coupon Securities</b> |              |      |                     |                  |                            |                   |                   |                         |                         |                        |                   |                 |
| 3130AXB72                               | 31340        | 104  | FHLB<br>FAC         | 10/17/202        | 11/03/202<br>10/03/202     | 769,565.22        | 6.500             | 769,488.95              | 769,565.22              | 2,223.19               | 771,788.41        | 2,299.46        |
| 3130AX3N6                               | 31331        | 104  | FHLB<br>FAC         | 09/11/202        | 11/11/2023<br>09/11/202    | 4,850,000.00      | 6.000             | 4,849,770.97            | 4,850,000.00            | 48,500.00              | 4,898,500.00      | 48,729.03       |
| 3130AX5D6                               | 31336        | 104  | FHLB<br>FAC         | 09/29/202        | 11/18/202<br>09/18/202     | 1,818,181.82      | 6.250             | 1,818,004.98            | 1,818,181.82            | 15,467.17              | 1,833,648.99      | 15,644.01       |
| 3130AXB72                               | 31340        | 104  | FHLB<br>FAC         | 10/17/202        | 12/03/202<br>10/03/202     | 410,434.78        | 6.500             | 410,394.80              | 410,434.78              | 3,408.89               | 413,843.67        | 3,448.87        |

**Sonoma County Inv Pool Selected Funds**  
**Sales/Call Report**  
**October 1, 2023 - December 31, 2023**

| CUSIP                                   | Investment # | Fund | Issuer<br>Sec. Type | Purchase<br>Date | Redem. Date<br>Matur. Date | Par<br>Value                 | Rate at<br>Redem.       | Book Value<br>at Redem. | Redemption<br>Principal      | Redemption<br>Interest | Total<br>Amount              | Net Income         |
|-----------------------------------------|--------------|------|---------------------|------------------|----------------------------|------------------------------|-------------------------|-------------------------|------------------------------|------------------------|------------------------------|--------------------|
| <b>Federal Agency Coupon Securities</b> |              |      |                     |                  |                            |                              |                         |                         |                              |                        |                              |                    |
| 3130AXPT9                               | 31355        | 104  | FHLB<br>FAC         | 11/28/202        | 12/20/202<br>11/20/202     | 3,755,000.00                 | 6.400                   | 3,755,000.00            | 3,755,000.00                 | 14,686.22              | 3,769,686.22<br>Call         | 14,686.22          |
| 3130AXSR0                               | 31369        | 104  | FHLB<br>FAC         | 11/30/202        | 12/20/202<br>11/20/202     | 10,000,000.00                | 6.320                   | 10,000,000.00           | 10,000,000.00                | 35,111.11              | 10,035,111.11<br>Call        | 35,111.11          |
| 3134H1AS2                               | 31332        | 104  | FHLMC<br>FAC        | 09/13/202        | 12/13/202<br>09/13/202     | 1,526,000.00                 | 6.250                   | 1,526,000.00            | 1,526,000.00                 | 23,843.75              | 1,549,843.75<br>Call         | 23,843.75          |
| 3134GYM41                               | 31181        | 104  | FHLMC<br>FAC        | 03/27/202        | 12/27/202<br>03/27/202     | 1,000,000.00                 | 6.000                   | 999,957.50              | 1,000,000.00                 | 15,000.00              | 1,015,000.00<br>Call         | 15,042.50          |
| 3134GYZF2                               | 31304        | 104  | FHLMC<br>FAC        | 08/28/202        | 12/28/202<br>08/28/202     | 2,233,000.00                 | 6.200                   | 2,232,895.79            | 2,233,000.00                 | 46,148.67              | 2,279,148.67<br>Call         | 46,252.88          |
| <b>Subtotal</b>                         |              |      |                     |                  |                            | <b>26,362,181.82</b>         |                         | <b>26,361,512.99</b>    | <b>26,362,181.82</b>         | <b>204,389.00</b>      | <b>26,566,570.82</b>         | <b>205,057.83</b>  |
| <b>Treasury Coupon Securities</b>       |              |      |                     |                  |                            |                              |                         |                         |                              |                        |                              |                    |
| 91282CBE0                               | 30925        | 104  | USTR<br>TRC         | 11/03/202        | 10/12/202<br>01/15/202     | 15,000,000.00                | 0.125                   | 14,983,363.17           | 14,794,921.95                | 4,534.65               | 14,799,456.60<br>Sale        | -183,906.57        |
| 9128285Z9                               | 30926        | 104  | USTR<br>TRC         | 11/03/202        | 11/15/202<br>01/31/202     | 15,000,000.00                | 2.500                   | 15,061,368.19           | 14,908,593.75                | 109,035.33             | 15,017,629.08<br>Sale        | -43,739.11         |
| 91282CBM2                               | 30927        | 104  | USTR<br>TRC         | 11/09/202        | 12/01/202<br>02/15/202     | 15,000,000.00                | 0.125                   | 14,986,231.88           | 14,838,281.25                | 5,502.72               | 14,843,783.97<br>Sale        | -142,447.91        |
| 91282CBR1                               | 30928        | 104  | USTR<br>TRC         | 11/12/202        | 12/18/202<br>03/15/202     | 15,000,000.00                | 0.250                   | 14,988,890.52           | 14,817,187.50                | 9,684.07               | 14,826,871.57<br>Sale        | -162,018.95        |
| <b>Subtotal</b>                         |              |      |                     |                  |                            | <b>60,000,000.00</b>         |                         | <b>60,019,853.76</b>    | <b>59,358,984.45</b>         | <b>128,756.77</b>      | <b>59,487,741.22</b>         | <b>-532,112.54</b> |
| <b>SupraNationals</b>                   |              |      |                     |                  |                            |                              |                         |                         |                              |                        |                              |                    |
| 459058GQ0                               | 31037        | 104  | IBRD<br>MC1         | 06/22/202        | 12/12/202<br>03/19/202     | 10,000,000.00                | 2.500                   | 9,982,580.22            | 9,919,800.00                 | 57,638.89              | 9,977,438.89<br>Sale         | -5,141.33          |
| <b>Subtotal</b>                         |              |      |                     |                  |                            | <b>10,000,000.00</b>         |                         | <b>9,982,580.22</b>     | <b>9,919,800.00</b>          | <b>57,638.89</b>       | <b>9,977,438.89</b>          | <b>-5,141.33</b>   |
| <b>Corporate Notes</b>                  |              |      |                     |                  |                            |                              |                         |                         |                              |                        |                              |                    |
| 89236TLD5                               | 31373        | 104  | TOYOTA<br>MC2       | 11/20/202        | 11/21/202<br>11/20/202     | 10,000,000.00                | 5.400                   | 9,991,008.33            | 10,029,500.00                | 1,500.00               | 10,031,000.00<br>Sale        | 39,991.67          |
| <b>Subtotal</b>                         |              |      |                     |                  |                            | <b>10,000,000.00</b>         |                         | <b>9,991,008.33</b>     | <b>10,029,500.00</b>         | <b>1,500.00</b>        | <b>10,031,000.00</b>         | <b>39,991.67</b>   |
| <b>Managed Pool Withdrawals</b>         |              |      |                     |                  |                            |                              |                         |                         |                              |                        |                              |                    |
|                                         |              |      |                     |                  | <b>Withdrawal<br/>Date</b> | <b>Withdrawal<br/>Amount</b> | <b>Current<br/>Rate</b> |                         | <b>Withdrawal<br/>Amount</b> |                        | <b>Withdrawal<br/>Amount</b> |                    |
|                                         | 30839        |      | CAMP                |                  | 10/02/202                  | 2,000,000.00                 |                         |                         | 2,000,000.00                 |                        | 2,000,000.00                 |                    |
|                                         | 30839        |      | CAMP                |                  | 10/02/202                  | 11,000,000.00                |                         |                         | 11,000,000.00                |                        | 11,000,000.00                |                    |
|                                         | 30839        |      | CAMP                |                  | 10/05/202                  | 7,841,371.17                 |                         |                         | 7,841,371.17                 |                        | 7,841,371.17                 |                    |
|                                         | 30839        |      | CAMP                |                  | 10/05/202                  | 15,434,790.15                |                         |                         | 15,434,790.15                |                        | 15,434,790.15                |                    |
|                                         | 30839        |      | CAMP                |                  | 10/05/202                  | 22,600,000.00                |                         |                         | 22,600,000.00                |                        | 22,600,000.00                |                    |

Sonoma County Inv Pool Selected Funds

Sales/Call Report

October 1, 2023 - December 31, 2023

| CUSIP                           | Investment # | Fund | Issuer<br>Sec. Type | Purchase<br>Date | Redem. Date<br>Matur. Date | Par<br>Value                 | Rate at<br>Redem.       | Book Value<br>at Redem. | Redemption<br>Principal      | Redemption<br>Interest | Total<br>Amount              | Net Income |
|---------------------------------|--------------|------|---------------------|------------------|----------------------------|------------------------------|-------------------------|-------------------------|------------------------------|------------------------|------------------------------|------------|
| <b>Managed Pool Withdrawals</b> |              |      |                     |                  | <b>Withdrawal<br/>Date</b> | <b>Withdrawal<br/>Amount</b> | <b>Current<br/>Rate</b> |                         | <b>Withdrawal<br/>Amount</b> |                        | <b>Withdrawal<br/>Amount</b> |            |
|                                 | 30839        |      | CAMP                |                  | 10/10/202                  | 16,000,000.00                |                         |                         | 16,000,000.00                |                        | 16,000,000.00                |            |
|                                 | 30839        |      | CAMP                |                  | 10/11/202                  | 4,500,000.00                 |                         |                         | 4,500,000.00                 |                        | 4,500,000.00                 |            |
|                                 | 30839        |      | CAMP                |                  | 10/11/202                  | 6,500,000.00                 |                         |                         | 6,500,000.00                 |                        | 6,500,000.00                 |            |
|                                 | 30839        |      | CAMP                |                  | 10/12/202                  | 3,700,000.00                 |                         |                         | 3,700,000.00                 |                        | 3,700,000.00                 |            |
|                                 | 30839        |      | CAMP                |                  | 10/13/202                  | 4,000,000.00                 |                         |                         | 4,000,000.00                 |                        | 4,000,000.00                 |            |
|                                 | 30839        |      | CAMP                |                  | 10/16/202                  | 3,000,000.00                 |                         |                         | 3,000,000.00                 |                        | 3,000,000.00                 |            |
|                                 | 30839        |      | CAMP                |                  | 10/18/202                  | 2,000,000.00                 |                         |                         | 2,000,000.00                 |                        | 2,000,000.00                 |            |
|                                 | 30839        |      | CAMP                |                  | 10/18/202                  | 2,000,000.00                 |                         |                         | 2,000,000.00                 |                        | 2,000,000.00                 |            |
|                                 | 30839        |      | CAMP                |                  | 10/20/202                  | 2,000,000.00                 |                         |                         | 2,000,000.00                 |                        | 2,000,000.00                 |            |
|                                 | 30839        |      | CAMP                |                  | 10/23/202                  | 3,000,000.00                 |                         |                         | 3,000,000.00                 |                        | 3,000,000.00                 |            |
|                                 | 30839        |      | CAMP                |                  | 10/25/202                  | 8,700,000.00                 |                         |                         | 8,700,000.00                 |                        | 8,700,000.00                 |            |
|                                 | 30839        |      | CAMP                |                  | 10/26/202                  | 2,600,000.00                 |                         |                         | 2,600,000.00                 |                        | 2,600,000.00                 |            |
|                                 | 30839        |      | CAMP                |                  | 10/27/202                  | 42,500,000.00                |                         |                         | 42,500,000.00                |                        | 42,500,000.00                |            |
|                                 | 30839        |      | CAMP                |                  | 10/27/202                  | 17,300,000.00                |                         |                         | 17,300,000.00                |                        | 17,300,000.00                |            |
|                                 | 30839        |      | CAMP                |                  | 10/30/202                  | 1,600,000.00                 |                         |                         | 1,600,000.00                 |                        | 1,600,000.00                 |            |
|                                 | 30839        |      | CAMP                |                  | 10/30/202                  | 29,402,447.99                |                         |                         | 29,402,447.99                |                        | 29,402,447.99                |            |
|                                 | 30839        |      | CAMP                |                  | 10/31/202                  | 2,000,000.00                 |                         |                         | 2,000,000.00                 |                        | 2,000,000.00                 |            |
|                                 | 31070        |      | DIRXX               |                  | 10/04/202                  | 169,383.91                   |                         |                         | 169,383.91                   |                        | 169,383.91                   |            |
|                                 | 31070        |      | DIRXX               |                  | 10/05/202                  | 135,908.83                   |                         |                         | 135,908.83                   |                        | 135,908.83                   |            |
|                                 | 31070        |      | DIRXX               |                  | 10/17/202                  | 1,176,593.25                 |                         |                         | 1,176,593.25                 |                        | 1,176,593.25                 |            |
|                                 | 31070        |      | DIRXX               |                  | 10/27/202                  | 1,890,858.80                 |                         |                         | 1,890,858.80                 |                        | 1,890,858.80                 |            |
|                                 | 31070        |      | DIRXX               |                  | 10/30/202                  | 42,950.76                    |                         |                         | 42,950.76                    |                        | 42,950.76                    |            |
|                                 | 30839        |      | CAMP                |                  | 11/01/202                  | 3,000,000.00                 |                         |                         | 3,000,000.00                 |                        | 3,000,000.00                 |            |
|                                 | 30839        |      | CAMP                |                  | 11/01/202                  | 2,556,469.37                 |                         |                         | 2,556,469.37                 |                        | 2,556,469.37                 |            |
|                                 | 30839        |      | CAMP                |                  | 11/02/202                  | 3,000,000.00                 |                         |                         | 3,000,000.00                 |                        | 3,000,000.00                 |            |
|                                 | 30839        |      | CAMP                |                  | 11/03/202                  | 2,000,000.00                 |                         |                         | 2,000,000.00                 |                        | 2,000,000.00                 |            |
|                                 | 30839        |      | CAMP                |                  | 11/06/202                  | 3,000,000.00                 |                         |                         | 3,000,000.00                 |                        | 3,000,000.00                 |            |
|                                 | 30839        |      | CAMP                |                  | 11/06/202                  | 28,225,138.77                |                         |                         | 28,225,138.77                |                        | 28,225,138.77                |            |
|                                 | 30839        |      | CAMP                |                  | 11/07/202                  | 32,000,000.00                |                         |                         | 32,000,000.00                |                        | 32,000,000.00                |            |
|                                 | 30839        |      | CAMP                |                  | 11/08/202                  | 15,591,250.00                |                         |                         | 15,591,250.00                |                        | 15,591,250.00                |            |
|                                 | 30839        |      | CAMP                |                  | 11/08/202                  | 3,500,000.00                 |                         |                         | 3,500,000.00                 |                        | 3,500,000.00                 |            |
|                                 | 30839        |      | CAMP                |                  | 11/09/202                  | 4,400,000.00                 |                         |                         | 4,400,000.00                 |                        | 4,400,000.00                 |            |
|                                 | 30839        |      | CAMP                |                  | 11/09/202                  | 4,604,747.05                 |                         |                         | 4,604,747.05                 |                        | 4,604,747.05                 |            |
|                                 | 30839        |      | CAMP                |                  | 11/09/202                  | 1,904,002.95                 |                         |                         | 1,904,002.95                 |                        | 1,904,002.95                 |            |
|                                 | 30839        |      | CAMP                |                  | 11/10/202                  | 2,000,000.00                 |                         |                         | 2,000,000.00                 |                        | 2,000,000.00                 |            |



Sonoma County Inv Pool Selected Funds

Sales/Call Report

October 1, 2023 - December 31, 2023

| CUSIP                           | Investment # | Fund | Issuer<br>Sec. Type | Purchase<br>Date | Redem. Date<br>Matur. Date | Par<br>Value                 | Rate at<br>Redem.       | Book Value<br>at Redem. | Redemption<br>Principal      | Redemption<br>Interest | Total<br>Amount              | Net Income |
|---------------------------------|--------------|------|---------------------|------------------|----------------------------|------------------------------|-------------------------|-------------------------|------------------------------|------------------------|------------------------------|------------|
| <b>Managed Pool Withdrawals</b> |              |      |                     |                  |                            |                              |                         |                         |                              |                        |                              |            |
|                                 |              |      |                     |                  | <b>Withdrawal<br/>Date</b> | <b>Withdrawal<br/>Amount</b> | <b>Current<br/>Rate</b> |                         | <b>Withdrawal<br/>Amount</b> |                        | <b>Withdrawal<br/>Amount</b> |            |
|                                 | 30839        |      | CAMP                |                  | 11/13/202                  | 3,541,811.56                 |                         |                         | 3,541,811.56                 |                        | 3,541,811.56                 |            |
|                                 | 30839        |      | CAMP                |                  | 11/13/202                  | 5,758,188.44                 |                         |                         | 5,758,188.44                 |                        | 5,758,188.44                 |            |
|                                 | 30839        |      | CAMP                |                  | 11/13/202                  | 1,700,000.00                 |                         |                         | 1,700,000.00                 |                        | 1,700,000.00                 |            |
|                                 | 30839        |      | CAMP                |                  | 11/15/202                  | 3,800,000.00                 |                         |                         | 3,800,000.00                 |                        | 3,800,000.00                 |            |
|                                 | 30839        |      | CAMP                |                  | 11/15/202                  | 14,932,606.72                |                         |                         | 14,932,606.72                |                        | 14,932,606.72                |            |
|                                 | 30839        |      | CAMP                |                  | 11/17/202                  | 1,700,000.00                 |                         |                         | 1,700,000.00                 |                        | 1,700,000.00                 |            |
|                                 | 30839        |      | CAMP                |                  | 11/20/202                  | 3,000,000.00                 |                         |                         | 3,000,000.00                 |                        | 3,000,000.00                 |            |
|                                 | 30839        |      | CAMP                |                  | 11/21/202                  | 16,500,000.00                |                         |                         | 16,500,000.00                |                        | 16,500,000.00                |            |
|                                 | 30839        |      | CAMP                |                  | 11/22/202                  | 2,000,000.00                 |                         |                         | 2,000,000.00                 |                        | 2,000,000.00                 |            |
|                                 | 30839        |      | CAMP                |                  | 11/24/202                  | 4,500,000.00                 |                         |                         | 4,500,000.00                 |                        | 4,500,000.00                 |            |
|                                 | 30839        |      | CAMP                |                  | 11/27/202                  | 8,700,000.00                 |                         |                         | 8,700,000.00                 |                        | 8,700,000.00                 |            |
|                                 | 30839        |      | CAMP                |                  | 11/28/202                  | 24,830,285.83                |                         |                         | 24,830,285.83                |                        | 24,830,285.83                |            |
|                                 | 30839        |      | CAMP                |                  | 11/28/202                  | 41,000,000.00                |                         |                         | 41,000,000.00                |                        | 41,000,000.00                |            |
|                                 | 30839        |      | CAMP                |                  | 11/30/202                  | 20,180,613.50                |                         |                         | 20,180,613.50                |                        | 20,180,613.50                |            |
|                                 | 30839        |      | CAMP                |                  | 11/30/202                  | 3,800,000.00                 |                         |                         | 3,800,000.00                 |                        | 3,800,000.00                 |            |
|                                 | 31038        |      | CATRST              |                  | 11/16/202                  | 4,500,000.00                 |                         |                         | 4,500,000.00                 |                        | 4,500,000.00                 |            |
|                                 | 31110        |      | CLASS               |                  | 11/14/202                  | 1,000,000.00                 |                         |                         | 1,000,000.00                 |                        | 1,000,000.00                 |            |
|                                 | 31110        |      | CLASS               |                  | 11/29/202                  | 2,000,000.00                 |                         |                         | 2,000,000.00                 |                        | 2,000,000.00                 |            |
|                                 | 31070        |      | DIRXX               |                  | 11/06/202                  | 122,919.45                   |                         |                         | 122,919.45                   |                        | 122,919.45                   |            |
|                                 | 31070        |      | DIRXX               |                  | 11/08/202                  | 3,750.00                     |                         |                         | 3,750.00                     |                        | 3,750.00                     |            |
|                                 | 31070        |      | DIRXX               |                  | 11/13/202                  | 40,000.00                    |                         |                         | 40,000.00                    |                        | 40,000.00                    |            |
|                                 | 31070        |      | DIRXX               |                  | 11/20/202                  | 89,500.00                    |                         |                         | 89,500.00                    |                        | 89,500.00                    |            |
|                                 | 31070        |      | DIRXX               |                  | 11/28/202                  | 811,714.17                   |                         |                         | 811,714.17                   |                        | 811,714.17                   |            |
|                                 | 30839        |      | CAMP                |                  | 12/01/202                  | 1,500,000.00                 |                         |                         | 1,500,000.00                 |                        | 1,500,000.00                 |            |
|                                 | 30839        |      | CAMP                |                  | 12/05/202                  | 16,500,000.00                |                         |                         | 16,500,000.00                |                        | 16,500,000.00                |            |
|                                 | 30839        |      | CAMP                |                  | 12/06/202                  | 9,000,000.00                 |                         |                         | 9,000,000.00                 |                        | 9,000,000.00                 |            |
|                                 | 30839        |      | CAMP                |                  | 12/06/202                  | 21,090,693.26                |                         |                         | 21,090,693.26                |                        | 21,090,693.26                |            |
|                                 | 30839        |      | CAMP                |                  | 12/07/202                  | 46,937,741.47                |                         |                         | 46,937,741.47                |                        | 46,937,741.47                |            |
|                                 | 30839        |      | CAMP                |                  | 12/11/202                  | 17,383,539.72                |                         |                         | 17,383,539.72                |                        | 17,383,539.72                |            |
|                                 | 30839        |      | CAMP                |                  | 12/13/202                  | 38,635,246.30                |                         |                         | 38,635,246.30                |                        | 38,635,246.30                |            |
|                                 | 30839        |      | CAMP                |                  | 12/14/202                  | 19,580,182.41                |                         |                         | 19,580,182.41                |                        | 19,580,182.41                |            |
|                                 | 30839        |      | CAMP                |                  | 12/15/202                  | 2,000,000.00                 |                         |                         | 2,000,000.00                 |                        | 2,000,000.00                 |            |
|                                 | 30839        |      | CAMP                |                  | 12/18/202                  | 2,000,000.00                 |                         |                         | 2,000,000.00                 |                        | 2,000,000.00                 |            |
|                                 | 30839        |      | CAMP                |                  | 12/18/202                  | 16,566,085.46                |                         |                         | 16,566,085.46                |                        | 16,566,085.46                |            |
|                                 | 30839        |      | CAMP                |                  | 12/19/202                  | 18,000,000.00                |                         |                         | 18,000,000.00                |                        | 18,000,000.00                |            |

Sonoma County Inv Pool Selected Funds

Sales/Call Report

October 1, 2023 - December 31, 2023

| CUSIP                           | Investment # | Fund | Issuer<br>Sec. Type                | Purchase<br>Date | Redem. Date<br>Matur. Date | Par<br>Value                 | Rate at<br>Redem.       | Book Value<br>at Redem. | Redemption<br>Principal      | Redemption<br>Interest | Total<br>Amount              | Net Income         |
|---------------------------------|--------------|------|------------------------------------|------------------|----------------------------|------------------------------|-------------------------|-------------------------|------------------------------|------------------------|------------------------------|--------------------|
| <b>Managed Pool Withdrawals</b> |              |      |                                    |                  |                            |                              |                         |                         |                              |                        |                              |                    |
|                                 |              |      |                                    |                  | <b>Withdrawal<br/>Date</b> | <b>Withdrawal<br/>Amount</b> | <b>Current<br/>Rate</b> |                         | <b>Withdrawal<br/>Amount</b> |                        | <b>Withdrawal<br/>Amount</b> |                    |
|                                 | 30839        |      | CAMP                               |                  | 12/20/202                  | 34,400,192.86                |                         |                         | 34,400,192.86                |                        | 34,400,192.86                |                    |
|                                 | 30839        |      | CAMP                               |                  | 12/20/202                  | 3,000,000.00                 |                         |                         | 3,000,000.00                 |                        | 3,000,000.00                 |                    |
|                                 | 30839        |      | CAMP                               |                  | 12/20/202                  | 33,599,807.14                |                         |                         | 33,599,807.14                |                        | 33,599,807.14                |                    |
|                                 | 30839        |      | CAMP                               |                  | 12/21/202                  | 5,000,000.00                 |                         |                         | 5,000,000.00                 |                        | 5,000,000.00                 |                    |
|                                 | 30839        |      | CAMP                               |                  | 12/22/202                  | 25,410,617.69                |                         |                         | 25,410,617.69                |                        | 25,410,617.69                |                    |
|                                 | 30839        |      | CAMP                               |                  | 12/22/202                  | 84,589,382.31                |                         |                         | 84,589,382.31                |                        | 84,589,382.31                |                    |
|                                 | 30839        |      | CAMP                               |                  | 12/22/202                  | 9,000,000.00                 |                         |                         | 9,000,000.00                 |                        | 9,000,000.00                 |                    |
|                                 | 30839        |      | CAMP                               |                  | 12/26/202                  | 41,000,000.00                |                         |                         | 41,000,000.00                |                        | 41,000,000.00                |                    |
|                                 | 30839        |      | CAMP                               |                  | 12/27/202                  | 3,500,000.00                 |                         |                         | 3,500,000.00                 |                        | 3,500,000.00                 |                    |
|                                 | 30839        |      | CAMP                               |                  | 12/27/202                  | 13,563,113.75                |                         |                         | 13,563,113.75                |                        | 13,563,113.75                |                    |
|                                 | 30839        |      | CAMP                               |                  | 12/28/202                  | 2,100,000.00                 |                         |                         | 2,100,000.00                 |                        | 2,100,000.00                 |                    |
|                                 | 30839        |      | CAMP                               |                  | 12/28/202                  | 52,877,791.55                |                         |                         | 52,877,791.55                |                        | 52,877,791.55                |                    |
|                                 | 30839        |      | CAMP                               |                  | 12/29/202                  | 13,000,000.00                |                         |                         | 13,000,000.00                |                        | 13,000,000.00                |                    |
|                                 | 30839        |      | CAMP                               |                  | 12/29/202                  | 1,000,000.00                 |                         |                         | 1,000,000.00                 |                        | 1,000,000.00                 |                    |
|                                 | 31038        |      | CATRST                             |                  | 12/04/202                  | 2,000,000.00                 |                         |                         | 2,000,000.00                 |                        | 2,000,000.00                 |                    |
|                                 | 31038        |      | CATRST                             |                  | 12/04/202                  | 9,348,074.56                 |                         |                         | 9,348,074.56                 |                        | 9,348,074.56                 |                    |
|                                 | 31110        |      | CLASS                              |                  | 12/07/202                  | 16,112,684.13                |                         |                         | 16,112,684.13                |                        | 16,112,684.13                |                    |
|                                 | 31110        |      | CLASS                              |                  | 12/08/202                  | 3,000,000.00                 |                         |                         | 3,000,000.00                 |                        | 3,000,000.00                 |                    |
|                                 | 31110        |      | CLASS                              |                  | 12/11/202                  | 2,000,000.00                 |                         |                         | 2,000,000.00                 |                        | 2,000,000.00                 |                    |
|                                 | 31110        |      | CLASS                              |                  | 12/12/202                  | 2,000,000.00                 |                         |                         | 2,000,000.00                 |                        | 2,000,000.00                 |                    |
|                                 | 31110        |      | CLASS                              |                  | 12/13/202                  | 3,000,000.00                 |                         |                         | 3,000,000.00                 |                        | 3,000,000.00                 |                    |
|                                 | 31110        |      | CLASS                              |                  | 12/14/202                  | 5,000,000.00                 |                         |                         | 5,000,000.00                 |                        | 5,000,000.00                 |                    |
|                                 | 31070        |      | DIRXX                              |                  | 12/04/202                  | 231,266.77                   |                         |                         | 231,266.77                   |                        | 231,266.77                   |                    |
|                                 | 31070        |      | DIRXX                              |                  | 12/11/202                  | 70,282.36                    |                         |                         | 70,282.36                    |                        | 70,282.36                    |                    |
|                                 | 31070        |      | DIRXX                              |                  | 12/13/202                  | 146,838.89                   |                         |                         | 146,838.89                   |                        | 146,838.89                   |                    |
|                                 | 31070        |      | DIRXX                              |                  | 12/27/202                  | 371,391.25                   |                         |                         | 371,391.25                   |                        | 371,391.25                   |                    |
|                                 |              |      |                                    |                  | <b>Subtotal</b>            | <b>1,057,902,234.55</b>      |                         |                         | <b>1,057,902,234.55</b>      |                        | <b>1,057,902,234.55</b>      |                    |
|                                 |              |      | <b>Total Sales and Withdrawals</b> |                  |                            | <b>1,164,473,283.64</b>      |                         | <b>106,563,822.57</b>   | <b>1,163,781,568.09</b>      | <b>393,854.77</b>      | <b>1,164,175,422.86</b>      | <b>-290,634.26</b> |